

ST. ALBERT RCMP

QUARTERLY REPORT

Q4 – 2020

January 1, 2021 to March 31, 2021



*Submitted by: Insp. Ryan COMANIUK
Officer in Charge, St. Albert Detachment*

INTRODUCTION

The RCMP Quarterly Policing Report has been prepared to provide the St. Albert Policing Committee, City Council, and the Community with an update on the status of policing in the City of St. Albert.

The Annual Performance Plan (APP) is used by RCMP Detachments across the country as a forum to build relationships and develop plans to ensure our service delivery meets community needs. The detachment presents the St. Albert Police Committee with a quarterly report to promote accountability and transparency in policing. It was developed in consultation with the City of St. Albert Policing Committee, with input from our residents, stakeholders, and community organizations to capture the needs and concerns of residents in our city.

ANNUAL POLICING PLAN PRIORITIES

From April 2020 to March 2021, this plan identifies a number of strategic priorities that are important to St. Albert residents and consistent with the policing priorities established by the Province of Alberta, the RCMP, and the Government of Canada. In consultation with the Police Committee, the policing priorities for this year's APP cycle are as follows:

- Crime Reduction
- Enhance Public Confidence and Engagement
- Accountability to Stakeholders

This report provides the fourth quarter progress for 2020.

1. CRIME REDUCTION

OBJECTIVE

Prevent and reduce theft, theft from vehicles, break and enters, and drugs within the community.

OUTCOMES

- Increased crime prevention
- Increased enforcement of crime
- Increased citizen safety

TARGET MEASURES

- 7% reduction in theft from motor vehicles
- 26% increase in break and enter clearance rates
- 10% increase in drug trafficking offences

INITIATIVES

Public safety is a community responsibility. The St. Albert RCMP is committed to ensuring public safety is maintained in the City of St. Albert. We will continue to increase public awareness and engagement through a number of activities and programs designed to reduce crime. When we connect with our community to create awareness, identify opportunities for public education on crime reduction, and complete proactive enforcement, the RCMP expects to deter and mitigate property crimes and illegal drug activity.

- **Hot Spot Policing Statistical Analysis/Suppression Deployments.** Hot spots, or areas within the city that have a higher concentration of crime, are determined by the St. Albert Crime Analyst after a statistical analysis has been conducted on type of crime, trends and geographic location. The

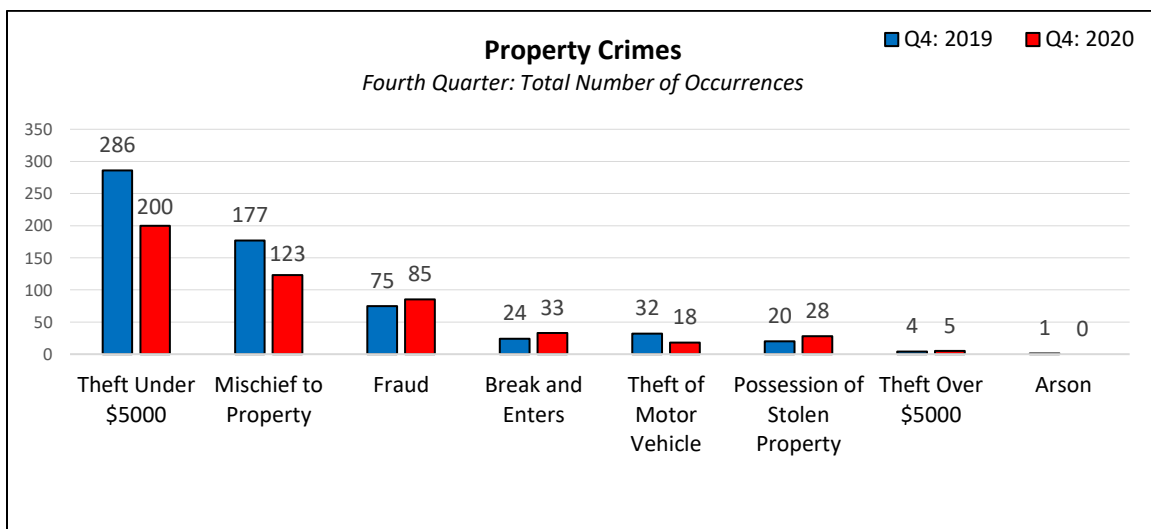
information is shared daily. Armed with this information, members focus their pro-active patrols to hot spot areas. By focusing resources and policing activities, the RCMP aims to prevent crime through increased visibility, community engagement, and enforcement, resulting in an overall reduction of crime in our city.

- **Project Capture** – Camera registration programs are new initiatives many police departments are introducing to enlist the communities help to assist police in identifying persons responsible for committing crimes. The registration of public surveillance cameras and community connection will assist police in identifying the persons responsible for committing crimes.
- **Increased opportunity for education** - to promote accountable practices to secure and safeguard property. Efforts may include, Block Party attendance, Crime Prevention through Environmental Design (CPTED), Lock it or Loose it and #9PMRoutine Projects.
- **Disrupt and Dismantle Drug Trafficking.** Efforts will continue to impede drug trafficking in St. Albert. Increased intelligence-led trafficking in drug investigations to address emerging drug trends such as the increase in methamphetamine offences, noted in the past year.

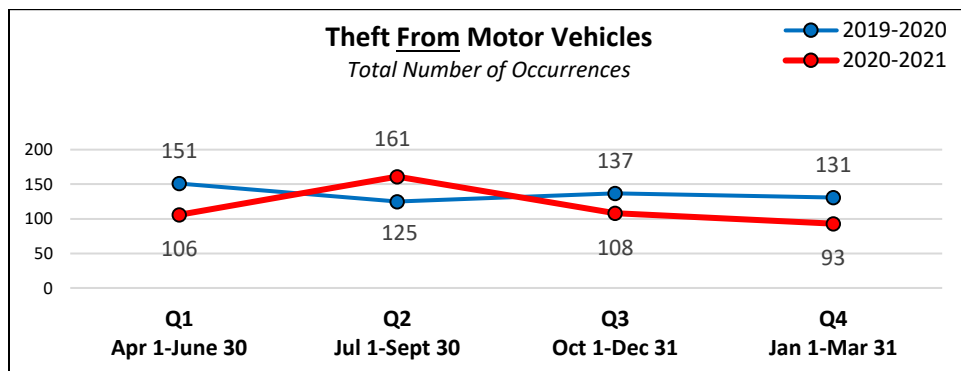
PERFORMANCE MEASURES AND ANALYSIS

PROPERTY CRIMES

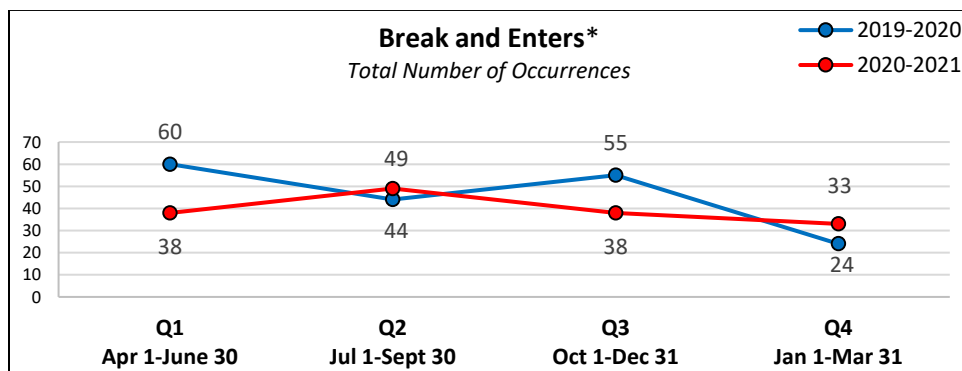
Overall, in Q4: 2020, there was a 21% decrease in the total number of property crimes compared to Q4: 2019. In Q4: 2020, there were 619 reported property crimes, while Q4: 2019 had 492 occurrences. Of these offences, theft under \$5000 and mischief to property remained the two most frequently reported crimes in the third quarter of 2020.



In Q4: 2020, theft from motor vehicles decreased 14%, compared to Q3: 2020, and 29% compared to Q4: 2019.



In Q4: 2020, the number of break and enters decreased by 38%, compared to the same quarter in 2019.



*Includes unlawfully in a dwelling place

Break and enter clearance rates, described as cleared by charge or otherwise, were 0% in Q4: 2020 compared to 23.1% in Q4: 2019.

Hot Spot policing analysis continued to determine linkages between crime types and locations of interest. Property crime information was updated weekly on the St. Albert Crime Map. The St. Albert Municipal Crime Analyst resigned from the position prior to the end of this reporting period so a comprehensive Hot Spot analysis was not completed for Q4.

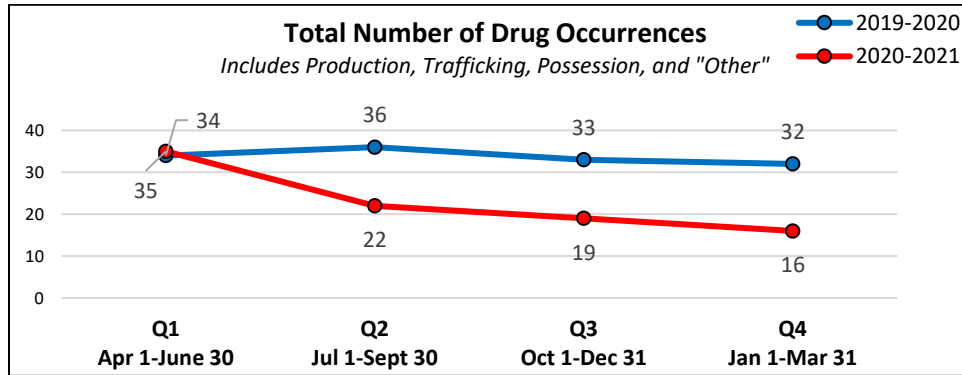
Members also conducted enhanced patrols near high-risk businesses such as cannabis stores, liquor stores, pharmacies, and banks, to prevent commercial break and enters. Patrols were also conducted in residential neighbourhoods to curb vehicle thefts and theft from motor vehicles.

Media releases during Q4 focused on educating the public on crime reduction initiatives, such as Crime Prevention through Environmental Design (CPTED) practices and the "#9PMRoutine" initiatives. Media releases also focused on Drug Enforcement and Fraud Prevention.

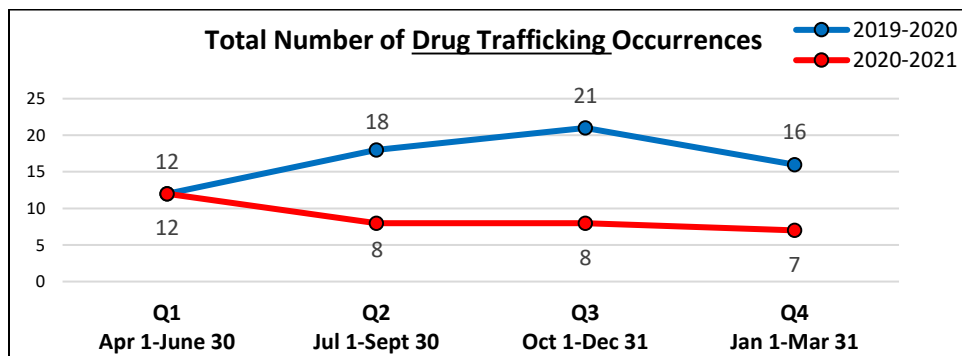
In Q4, an additional 2 people completed the registration process for Project Capture, the proactive camera registry for St. Albert citizens implemented in September 2020. To date, a total of 53 formal letters and window decals were sent to all residents who registered with the program. The advertisement for this program will increase throughout the spring, being promoted at block parties, farmer's markets, community meetings and door to door. It should also be noted that the St. Albert RCMP in partnership with the City of St. Albert will soon be introducing a safe exchange site located at Servus Place to support safe exchanges for online buyers and sellers.

DRUG OFFENCES

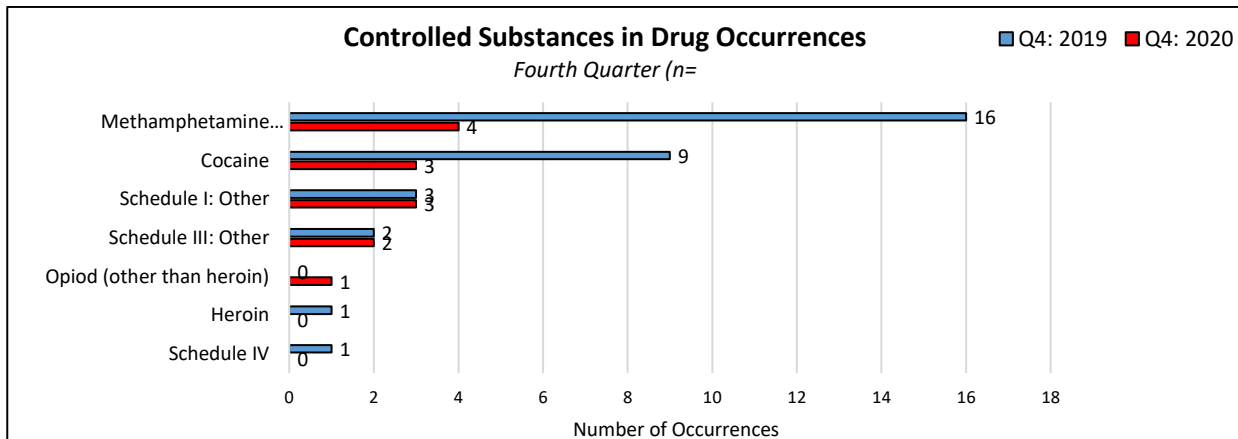
In the fourth quarter of 2020, there was a 50% decrease in the total number of drug occurrences, compared to Q4: 2019 (16 and 32 occurrences, respectively).



Compared to Q4: 2019, there was 56% decrease in the number of drug trafficking occurrences in Q4: 2020.



Methamphetamine (Crystal Meth) continues to be the most commonly seized drug in St. Albert's trafficking/possession investigations.



2. Enhance Public Confidence and Engagement

OBJECTIVE

Work in partnership with the St. Albert Policing Committee, social agencies, schools, and the community to reduce crime and increase trust and confidence in policing.

OUTCOMES

- Increased community engagement and information sharing
- Increased drug awareness
- Increased visibility in schools and increased school zone enforcement

TARGET MEASURES

- Tracking of police/public consultations
- Tracking of police/public connections
- Increased reporting to highlight proactive and reactive police efforts.

INITIATIVES

- Increased opportunity for the St. Albert RCMP to connect and engage with the public. RCMP proactive initiatives will include vehicle, bike, cart and foot patrol to facilitate opportunity for conversation with all demographics of our population.
- Opportunities created to formally discuss issues with community members. Opportunities would include Policing committee meetings, RCMP Town Hall meetings, and attendance at city social agencies.
- Engagement will include reporting on school presence and enforcement of school zones. In addition, presentations completed to address emerging crime trends such as drug use and fraud.
- Develop sources of information utilized to share police communication. Examples would include, media release, APP, Quarterly Reports, Annual Report and School Report.

PERFORMANCE MEASURES AND ANALYSIS

The St. Albert RCMP continues to support its community partners and stakeholders participating in a wide range of meetings/presentations throughout the course of Q4 to discuss emerging trends and a collaborative response to public safety. The RCMP met (virtually, phone or in-person) with the following agencies/partners; Victim Services, Public and Catholic School representatives, Media (Gazette and CTV), Crime Free Multi-Housing, Elder Abuse, Neighbourhood Development, Seniors Association, City of St. Albert Strategy and Mobilization and Inter-Agency Meetings.

Suppression and proactive patrols continued in the Q4. Patrols focused on school and playground zones along with outdoor ice rinks, stores, parks and other social gathering areas. These increased patrols were to ensure public health restrictions were being followed.

Through the course of Q4, CPVS completed presentations on internet safety and drugs as well as alcohol within the schools; both in person or online. Members continued proactive patrols and enforcement in school and playground zones, as well as COVID-19 patrols of public areas to ensure compliance with public

health restrictions. CPVS also launched the Botvin LifeSkills Program in Q4 which the St. Albert RCMP is piloting as a replacement for the DARE Program.

Additionally, the St. Albert RCMP disseminated 10 media releases during Q4: 2020 which continued to focus on educating the public about crime prevention and reduction, drug enforcement, bullying awareness, fraud prevention as well as assistance in identifying suspects for investigators. All of the media releases can be found on the City of St. Albert's website in the [RCMP News section](#).

3. Accountability to Stakeholders

OBJECTIVE

Enhance road and citizen safety.

OUTCOMES

- Increased visibility on major roadways and in neighbourhoods.
- Increased traffic enforcement.
- Decreased collisions.

TARGET MEASURES

- Track number of police/public interactions associated to violation ticket warnings and letters sent to registered owners.
- Decrease collisions by 10%
- Track number of MAS deployments, check stops and outcomes in relation to criminal code charges and suspensions.

INITIATIVES

Traffic safety remains a priority for the St. Albert RCMP. Accordingly, the St. Albert Traffic Services Unit has adopted the following initiatives in order to meet their 2020-2021 fiscal target measures:

- Increased check stops in arterial and residential neighbourhood.
- Increased Mandatory Alcohol Screening (MAS) deployments and outcomes to address impaired alcohol/drug concerns.
- Increased enforcement and education regarding distracted driving, speeding, seatbelts and intersection related offences.

PERFORMANCE MEASURES AND ANALYSIS

The RCMP continues to support City initiatives to reduce motor vehicle collisions with efforts focusing on school zones, residential neighbourhoods, arterial roads, intersection safety, and distracted driving violations. However, the St. Albert RCMP's proactive traffic safety efforts were once again impacted by the COVID-19 pandemic response during Q4. Mandatory Alcohol Screening (MAS) demands were not completed due to the pandemic and checkstops were suspended in mid-December after stricter COVID-19 restrictions were reinstated.

Nevertheless, the enhanced Safe Roads Project continued throughout Q4, which include proactive patrols to detect and deter impaired driving as well as joint speed enforcement operations. These operations averaged 15 violation notices per shift with numerous vehicle stops.

In Q4: 2020, 1,200 traffic interactions (tickets/warnings) were recorded.

Speeding = 182

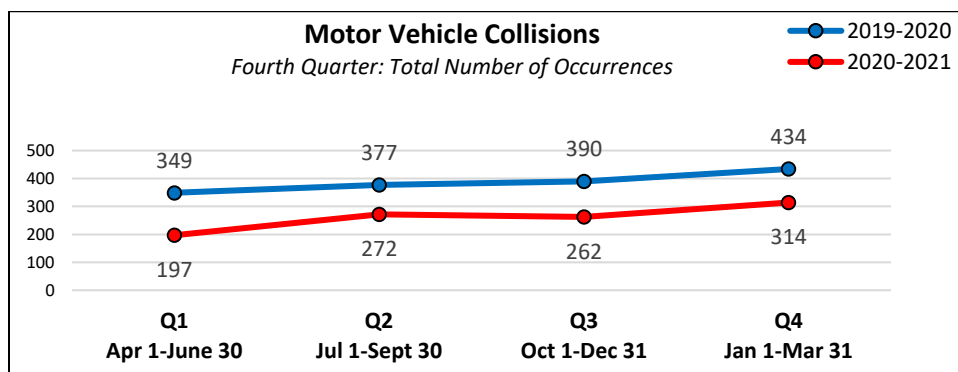
Seatbelt = 37

Intersection = 155

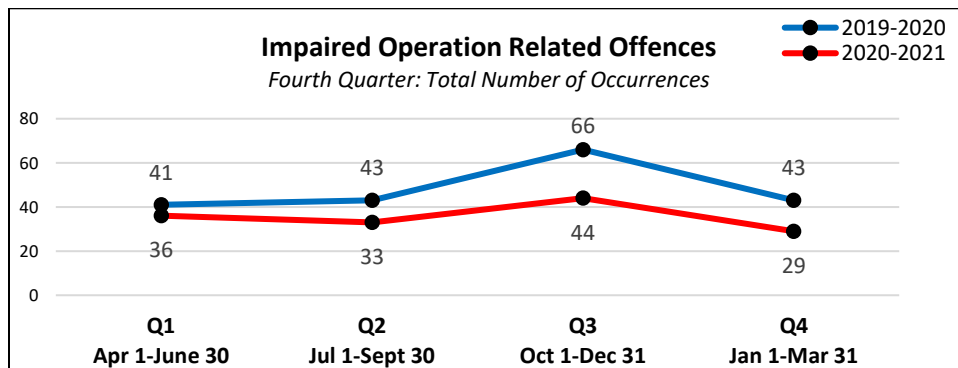
Distracted Driving = 49

[Other] Moving, Non Moving, Equipment Violations, etc. = 777

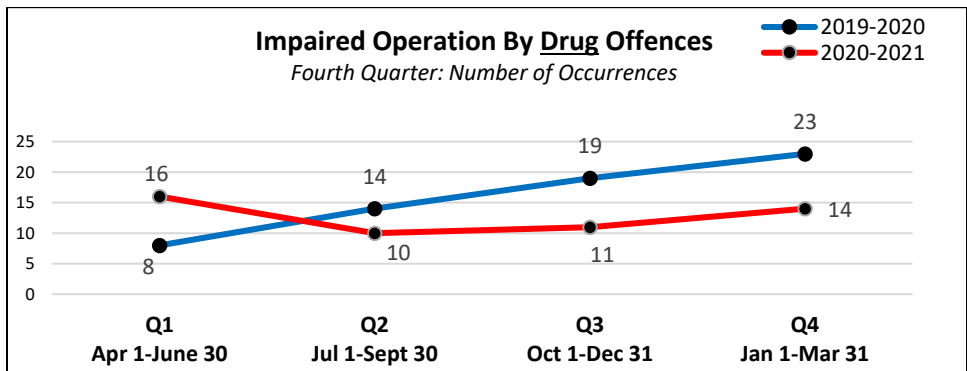
In the fourth quarter of 2020, the total number of reported traffic collisions decreased by 28% compared to Q4: 2019. Of the 314 collisions in Q4: 2020, there were 22 collisions with injuries – a 66% decrease in injury collisions compared to the 65 injury collisions in Q4: 2019.



Impaired drivers remained a priority during proactive traffic enforcement in the fourth quarter. St. Albert members continued efforts to locate and apprehend impaired drivers even without the use of MAS demands. In Q4: 2020, impaired operation offences decreased by 33% compared to Q4: 2019.



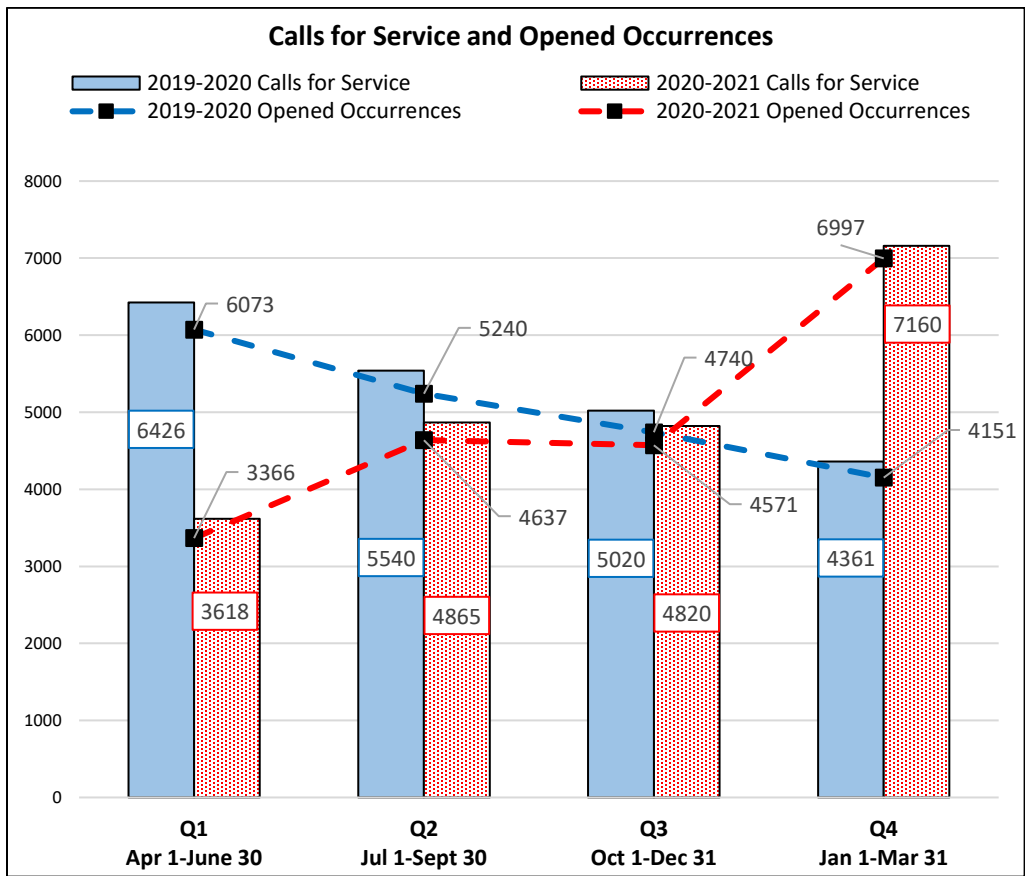
Additionally, the number of impaired operation by drug offences decreased by 39%, with Q4: 2020 reporting 14 offences and Q4: 2019 reporting 23 offences.



GENERAL DETACHMENT UPDATES

Calls for Service

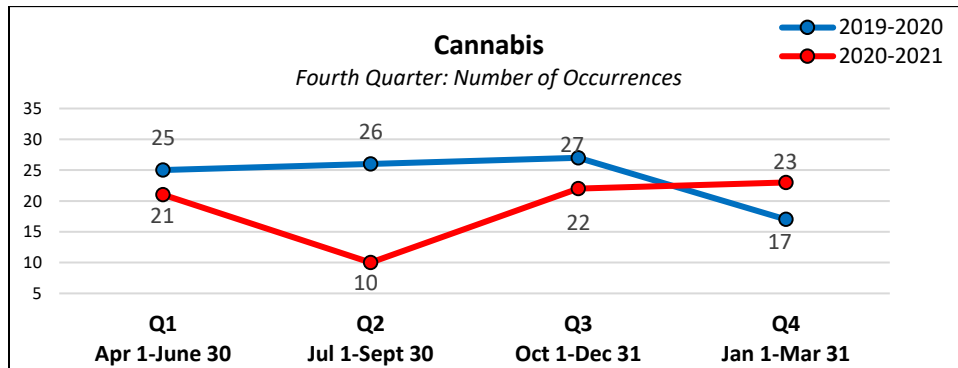
The RCMP received 7,160 calls for service with 6,997 occurrences opened in the fourth quarter of 2020. Of these opened occurrences, 918 were criminal code offences. During the fourth quarter of 2019, the RCMP received 4,361 calls for service with 4,151 occurrences opened and 1,000 of these matters criminal code offences. Thus, Q4: 2020 saw a 64% increase in total calls for service and an 8% decrease in criminal code matters.



Emerging Trends

Cannabis

In Q4: 2020, there were 23 reported cannabis-related files. Of these 23 occurrences, none were related to Municipal Bylaws.



COVID-19 Pandemic

In the fourth quarter of 2020, the St. Albert received 48 calls for service related to the COVID-19 pandemic. The majority of these calls were quarantine compliance checks or concerned citizens who had observed people not following the mandatory restrictions imposed by the Alberta government.

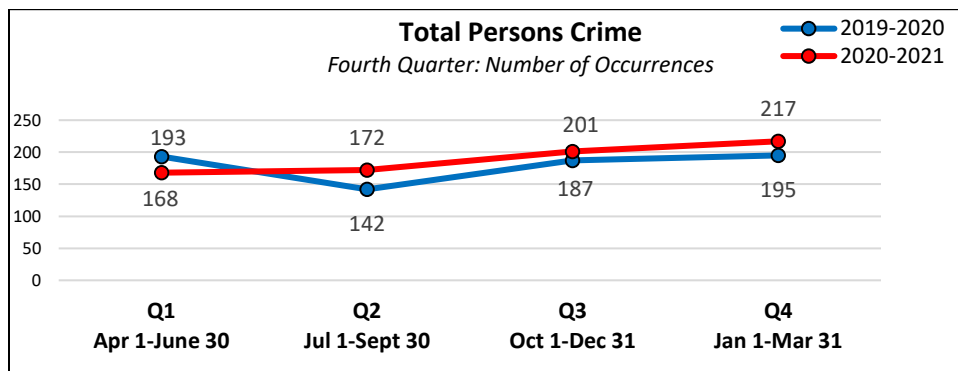
Trends noted in the third quarter were:

- A 20% increase in calls related to the Mental Health Act (132 in Q4: 2020; 110 in Q4: 2019).
- A 47% decrease in calls related to the Child Welfare Act (9 in Q4: 2020; 17 in Q4: 2019).
- A 10% decrease in calls related to the Coroner's Act for non-suspicious deaths (18 in Q4: 2020; 20 in Q4: 2019).
- An 11% increase in calls related to Domestic Violence (95 in Q4: 2020; 86 in Q4: 2019).

Monitoring of these occurrences is ongoing in order to continue to address public interest and community safety.

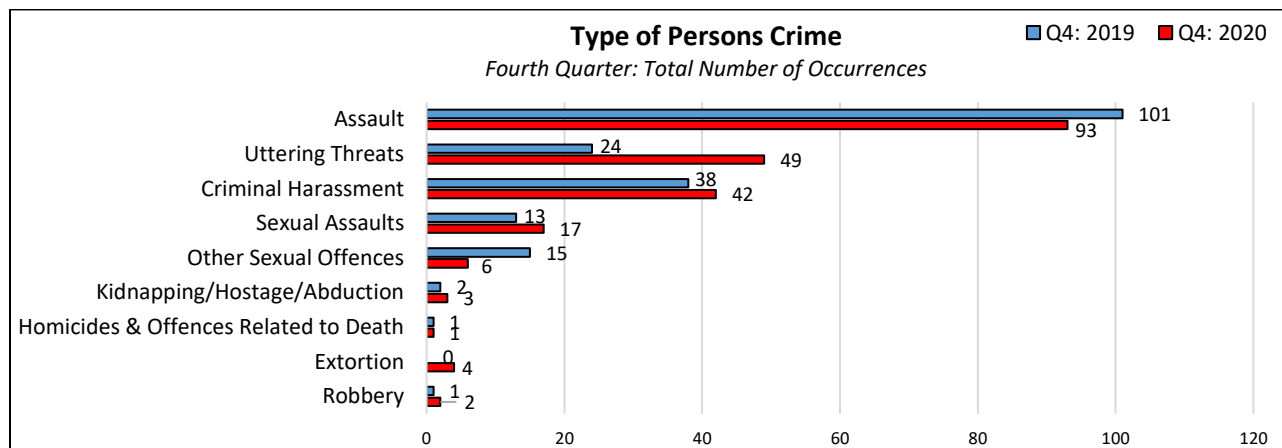
Crimes Against Persons

In the fourth quarter of 2020, St. Albert saw an increase of 11% in the total number of Persons Crimes compared to the fourth quarter in 2019 (217 and 195 occurrences, respectively).



The number of assaults in the fourth quarter of 2020 decreased 8% compared to the fourth quarter of 2019. Of the 93 assault files in Q4: 2020, 25% (23 files) had a domestic violence component (16 files led to charges being laid) compared to Q4: 2019, which reported 28% of the assaults being related to domestic violence (28 of 101 files).

Compared to the fourth quarter of 2019, the number of sexual assaults increased by 31%. However, the number of other sexual offences decreased by 60% in Q4: 2020 compared to Q3: 2019 (6 and 15 files respectively).



Detachment Resources

Throughout Q4, detachment resources fluctuated due to transfers, secondments, illness, and training. Like all organizations, the RCMP operational and administrative resources have been impacted by COVID -19. When appropriate, employees were encouraged to work from home and follow Alberta Health Services guidelines. At the end of Q4, the St. Albert RCMP was down to 61.59 FTE operational members.

APPENDIX A

The following table illustrates St. Albert's fourth quarter crime statistics over a 5-year period.¹

St Albert Municipal Detachment Crime Statistics (Actual) January to March: 2017 - 2021

All categories contain "Attempted" and/or "Completed"

April 8, 2021

CATEGORY	Trend	2017	2018	2019	2020	2021	% Change 2017 - 2021	% Change 2020 - 2021	Avg File +/- per Year
Homicides & Offences Related to Death		0	1	3	1	1	N/A	0%	0.2
Robbery		3	3	7	1	2	-33%	100%	-0.4
Sexual Assaults		9	16	4	13	17	89%	31%	1.3
Other Sexual Offences		6	10	4	15	6	0%	-60%	0.5
Assault		68	84	96	101	93	37%	-8%	6.7
Kidnapping/Hostage/Abduction		0	5	1	2	3	N/A	50%	0.3
Extortion		0	1	2	0	4	N/A	N/A	0.7
Criminal Harassment		28	26	19	38	42	50%	11%	4.0
Uttering Threats		21	27	30	24	49	133%	104%	5.3
TOTAL PERSONS		135	173	166	195	217	61%	11%	18.6
Break & Enter		32	57	36	26	33	3%	27%	-2.9
Theft of Motor Vehicle		22	49	23	33	18	-18%	-45%	-2.4
Theft Over \$5,000		7	12	6	4	5	-29%	25%	-1.2
Theft Under \$5,000		212	246	216	288	200	-6%	-31%	1.8
Possn Strn Goods		15	35	22	23	28	87%	22%	1.4
Fraud		74	74	60	79	85	15%	8%	2.7
Arson		2	0	2	1	0	-100%	-100%	-0.3
Mischief - Damage To Property		0	0	0	93	63	N/A	-32%	21.9
Mischief - Other		110	158	149	88	60	-45%	-32%	-17.0
TOTAL PROPERTY		474	631	514	635	492	4%	-23%	4.0
Offensive Weapons		12	9	13	7	16	33%	129%	0.6
Disturbing the peace		35	45	46	41	60	71%	46%	4.6
Fail to Comply & Breaches		90	107	95	82	103	14%	26%	0.1
OTHER CRIMINAL CODE		31	44	34	40	30	-3%	-25%	-0.6
TOTAL OTHER CRIMINAL CODE		168	205	188	170	209	24%	23%	4.7
TOTAL CRIMINAL CODE		777	1,009	868	1,000	918	18%	-8%	27.3
Fatals		0	0	0	1	0	N/A	-100%	0.1
Injury MVC		53	62	77	65	22	-58%	-66%	-5.9
Property Damage MVC (Reportable)		389	366	400	322	265	-32%	-18%	-29.2
Property Damage MVC (Non Reportable)		20	16	26	46	27	35%	-41%	4.4
TOTAL MVC		462	444	503	434	314	-32%	-28%	-30.6

¹ The statistics provided in this report are compiled by the "K" Division Corporate Client services. As investigations proceed or are concluded, the statistical scoring is amended to reflect the most accurate categorization at the time which can lead to minor differences in the stats throughout the year.