

ST. ALBERT RCMP

QUARTERLY REPORT

Q3 – 2020

October 1, 2020 to December 31, 2020



*Submitted by: Insp. Ryan COMANIUK
Officer in Charge, St. Albert Detachment*

INTRODUCTION

The RCMP Quarterly Policing Report has been prepared to provide the St. Albert Policing Committee, City Council, and the Community with an update on the status of policing in the City of St. Albert.

The Annual Performance Plan (APP) is used by RCMP Detachments across the country as a forum to build relationships and develop plans to ensure our service delivery meets community needs. The detachment presents the St. Albert Police Committee with a quarterly report to promote accountability and transparency in policing. It was developed in consultation with the City of St. Albert Policing Committee, with input from our residents, stakeholders, and community organizations to capture the needs and concerns of residents in our city.

ANNUAL POLICING PLAN PRIORITIES

From April 2020 to March 2021, this plan identifies a number of strategic priorities that are important to St. Albert residents and consistent with the policing priorities established by the Province of Alberta, the RCMP, and the Government of Canada. In consultation with the Police Committee, the policing priorities for this year's APP cycle are as follows:

- Crime Reduction
- Enhance Public Confidence and Engagement
- Accountability to Stakeholders

This report provides the third quarter progress for 2020.

1. CRIME REDUCTION

OBJECTIVE

Prevent and reduce theft, theft from vehicles, break and enters, and drugs within the community.

OUTCOMES

- Increased crime prevention
- Increased enforcement of crime
- Increased citizen safety

TARGET MEASURES

- 7% reduction in theft from motor vehicles
- 26% increase in break and enter clearance rates
- 10% increase in drug trafficking offences

INITIATIVES

Public safety is a community responsibility. The St. Albert RCMP is committed to ensuring public safety is maintained in the City of St. Albert. We will continue to increase public awareness and engagement through a number of activities and programs designed to reduce crime. When we connect with our community to create awareness, identify opportunities for public education on crime reduction, and complete proactive enforcement, the RCMP expects to deter and mitigate property crimes and illegal drug activity.

- **Hot Spot Policing Statistical Analysis/Suppression Deployments.** Hot spots, or areas within the city that have a higher concentration of crime, are determined by the St. Albert Crime Analyst after a statistical analysis has been conducted on type of crime, trends and geographic location. The

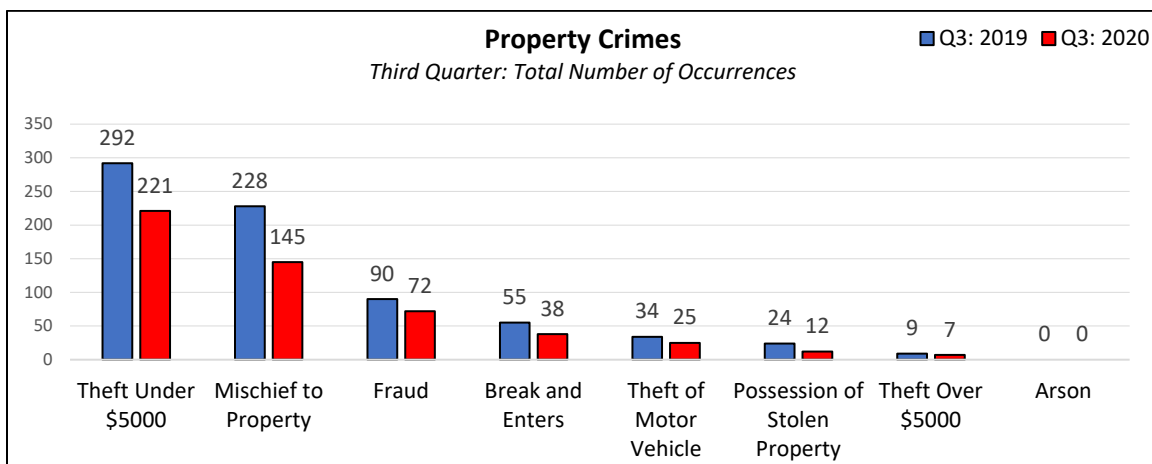
information is shared daily. Armed with this information, members focus their pro-active patrols to hot spot areas. By focusing resources and policing activities, the RCMP aims to prevent crime through increased visibility, community engagement, and enforcement, resulting in an overall reduction of crime in our city.

- **Project Capture** – Camera registration programs are new initiatives many police departments are introducing to enlist the communities help to assist police in identifying persons responsible for committing crimes. The registration of public surveillance cameras and community connection will assist police in identifying the persons responsible for committing crimes.
- **Increased opportunity for education** - to promote accountable practices to secure and safeguard property. Efforts may include, Block Party attendance, Crime Prevention through Environmental Design (CPTED), Lock it or Loose it and #9PMRoutine Projects.
- **Disrupt and Dismantle Drug Trafficking.** Efforts will continue to impede drug trafficking in St. Albert. Increased intelligence-led trafficking in drug investigations to address emerging drug trends such as the increase in methamphetamine offences, noted in the past year.

PERFORMANCE MEASURES AND ANALYSIS

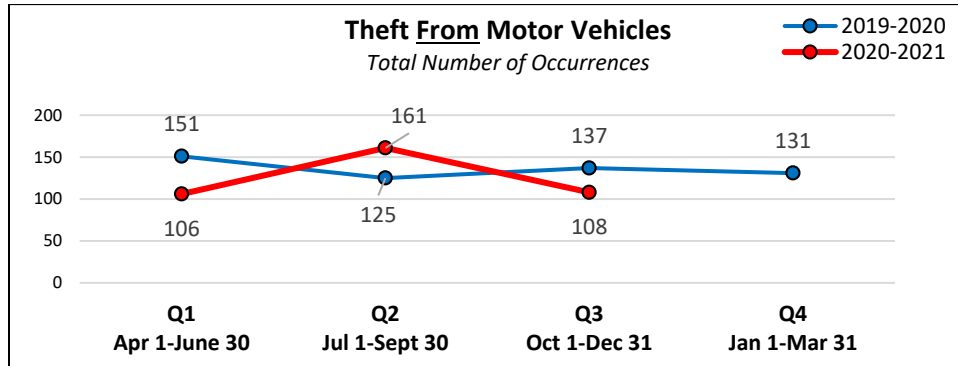
PROPERTY CRIMES

Overall, in Q3: 2020, there was a 29% decrease in the total number of property crimes compared to Q3: 2019. In Q3: 2020, there were 520 reported property crimes, while Q3: 2019 had 732 occurrences. Of these offences, theft under \$5000 and mischief to property remained the two most frequently reported crimes in the third quarter of 2020.

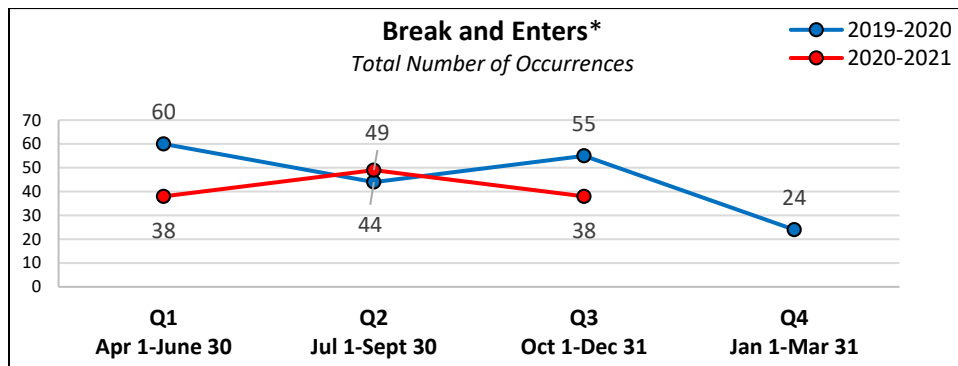


In the third quarter, 46% of the theft under \$5000 occurrences were related to a theft from motor vehicle (or 102 of the 221 occurrences). Once again, the analysis of these files revealed the thefts continue to be from unlocked vehicles with valuable and visible property inside. The RCMP issued several media releases requesting public assistance to implement crime reduction strategies (CPTED, Lock-it-or-Loose-it, #9PMRoutine) in order to safeguard their property and prevent crime's of opportunity.

However, overall, theft from motor vehicles decreased 33% in Q3: 2020 compared to Q2: 2020, and 21% compared to Q3: 2019.



In Q3: 2020, the number of break and enters decreased by 31%, compared to the same quarter in 2019. An analysis of the Q3: 2020 break and enter files showed 55% (or 21 of the 38 occurrences) were residential break and enters. Of these 21 occurrences, 38% (or 8 files) involved a break-in to a residential garage. In three of the 8 files (or 38%), the homeowner had left an unlocked vehicle parked in their driveway with the garage door opener inside. The offender(s) entered the unlocked vehicles and used the garage door opener to gain access to the garage.



*Includes unlawfully in a dwelling place

Break and enter clearance rates, described as cleared by charge or otherwise, were down compared to last year showing 13.2% in Q3: 2020, from 16.4% in Q3: 2019.

Hot Spot policing analysis continued to determine linkages between crime types and locations of interest. Property crime information was updated weekly on the St. Albert Crime Map. In the third quarter, the analysis revealed the neighbourhoods of Grandin, Lacombe Park, Erin Ridge, Deer Ridge/Dorchester, and Akinsdale were reporting more crime and disorder than other areas of St. Albert. Hot Spot policing has lead members to target high-risk areas and offenders in those areas, which has directly lead to 81 criminal code charges and the seizure of seven illegal firearms, drugs, numerous pieces of heavy equipment, and stolen property.

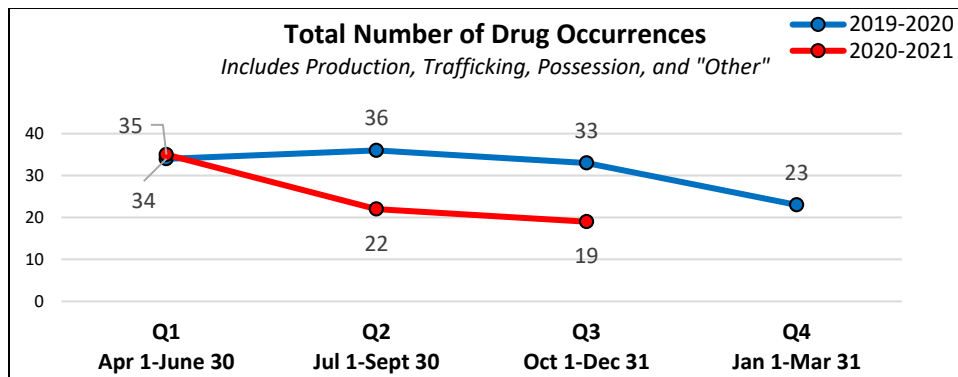
Members also conducted enhanced patrols near high-risk businesses such as cannabis stores, liquor stores, pharmacies, and banks, to prevent commercial break and enters. Patrols were also conducted in residential neighbourhoods to curb vehicle thefts and theft from motor vehicles.

Media releases during Q3: 2020 focused on educating the public on crime reduction initiatives, such as Crime Prevention through Environmental Design (CPTED) practices and the "#9PMRoutine" initiatives. Media releases also focused on Bullying Awareness and Drug Enforcement.

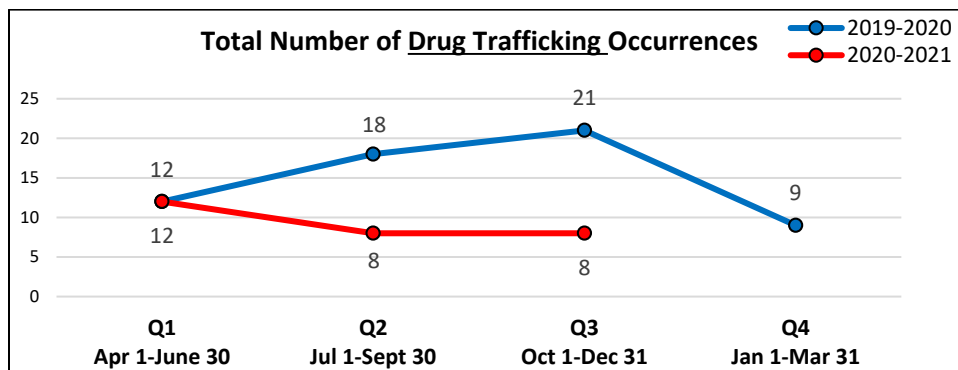
In Q3: 2020, an additional 29 people completed the registration process for Project Capture, the proactive camera registry for St. Albert citizens implemented in September 2020. To date, a total of 51 formal letters and window decals were sent to all residents who registered with the program.

DRUG OFFENCES

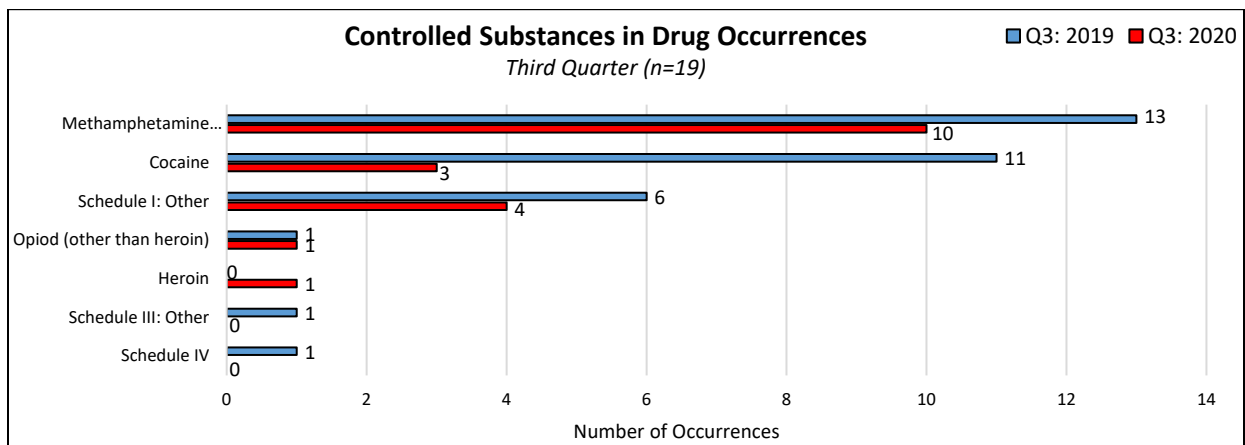
In the third quarter of 2020, there was a 42% decrease in the total number of drug occurrences, compared to Q3: 2019 (19 and 33 occurrences, respectively).



Compared to Q3: 2019, there was 62% decrease in the number of drug trafficking occurrences in Q3: 2020.



Methamphetamine (Crystal Meth) continues to be the most commonly seized drug in St. Albert's trafficking/possession investigations.



2. Enhance Public Confidence and Engagement

OBJECTIVE

Work in partnership with the St. Albert Policing Committee, social agencies, schools, and the community to reduce crime and increase trust and confidence in policing.

OUTCOMES

- Increased community engagement and information sharing
- Increased drug awareness
- Increased visibility in schools and increased school zone enforcement

TARGET MEASURES

- Tracking of police/public consultations
- Tracking of police/public connections
- Increased reporting to highlight proactive and reactive police efforts.

INITIATIVES

- Increased opportunity for the St. Albert RCMP to connect and engage with the public. RCMP proactive initiatives will include vehicle, bike, cart and foot patrol to facilitate opportunity for conversation with all demographics of our population.
- Opportunities created to formally discuss issues with community members. Opportunities would include Policing committee meetings, RCMP Town Hall meetings, and attendance at city social agencies.
- Engagement will include reporting on school presence and enforcement of school zones. In addition, presentations completed to address emerging crime trends such as drug use and fraud.
- Develop sources of information utilized to share police communication. Examples would include, media release, APP, Quarterly Reports, Annual Report and School Report.

PERFORMANCE MEASURES AND ANALYSIS

The St. Albert RCMP continues to support its community partners and stakeholders participating in a wide range of meetings/presentations throughout the course of Q3 to discuss emerging trends and a collaborative response to public safety. The RCMP met (virtually, phone or in-person) with the following agencies/partners; Victim Services, Public and Catholic School representatives, African Descendent Society, City of St. Albert Parks and Recreation, Media (Gazette and CTV), Crime Free Multi-Housing, Elder Abuse,

Neighbourhood Development, Seniors Association, city of St. Albert Strategy and Mobilization and Inter-Agency Meeting and participated in a City of St. Albert, Transportation Network Speed Limit Review, town hall.

Suppression and proactive patrols continued in the third quarter. Patrols focused on school and playground zones along with outdoor ice rinks, stores, parks and other social gathering areas. These increased patrols were to ensure government restrictions were being followed.

Through the course of Q3, CPVS completed presentations on internet safety and drugs as well as alcohol within the schools; both in person or online. Members continued proactive patrols and enforcement in school and playground zones, as well as COVID-19 patrols of public areas to ensure Alberta Public Health restrictions were being adhered to. The Annual School Resource Officer Report was presented to St. Albert Public School Division. 12 media releases were completed this quarter in relation to Crime Prevention and Crime Reduction.

Additionally, the St. Albert RCMP disseminated 12 media releases during Q3: 2020. These media releases continued to focus on educating the public about crime prevention and reduction, drug enforcement, bullying awareness, as well as assistance in identifying suspects for investigators. All of the media releases can be found on the City of St. Albert’s website in the [RCMP News section](#).

3. Accountability to Stakeholders

OBJECTIVE

Enhance road and citizen safety.

OUTCOMES

- Increased visibility on major roadways and in neighbourhoods.
- Increased traffic enforcement.
- Decreased collisions.

TARGET MEASURES

- Track number of police/public interactions associated to violation ticket warnings and letters sent to registered owners.
- Decrease collisions by 10%
- Track number of MAS deployments, check stops and outcomes in relation to criminal code charges and suspensions.

INITIATIVES

Traffic safety remains a priority for the St. Albert RCMP. Accordingly, the St. Albert Traffic Services Unit has adopted the following initiatives in order to meet their 2020-2021 fiscal target measures:

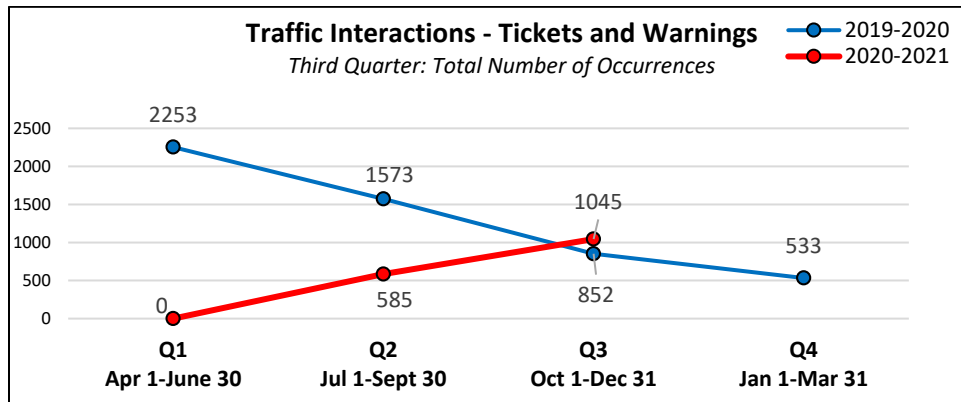
- Increased check stops in arterial and residential neighbourhood.
- Increased Mandatory Alcohol Screening (MAS) deployments and outcomes to address impaired alcohol/drug concerns.
- Increased enforcement and education regarding distracted driving, speeding, seatbelts and intersection related offences.

PERFORMANCE MEASURES AND ANALYSIS

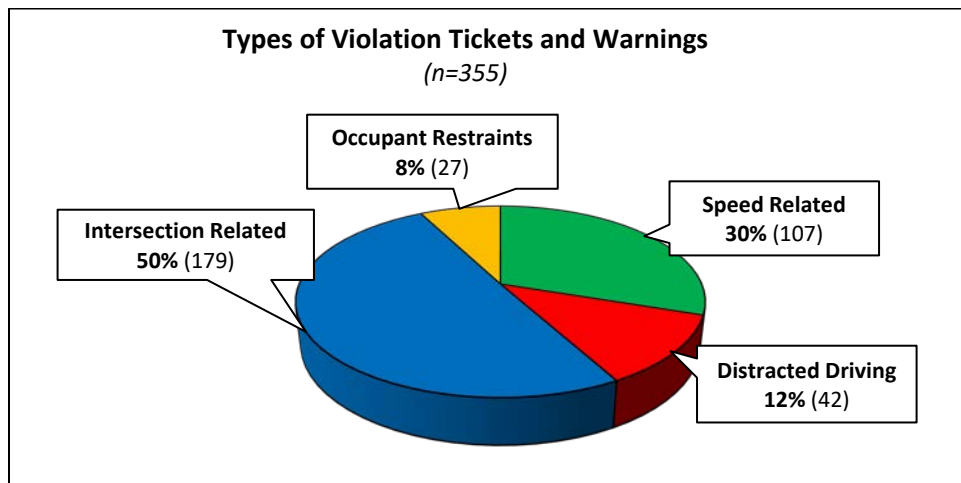
The RCMP continues to support City initiatives to reduce motor vehicle collisions with efforts focusing on school zones, residential neighbourhoods, arterial roads, intersection safety, and distracted driving violations. However, the St. Albert RCMP's proactive traffic safety efforts were once again impacted by the COVID-19 pandemic response in the third quarter. Mandatory Alcohol Screening (MAS) demands were not completed due to the pandemic and checkstops were suspended in mid-December after stricter COVID-19 restrictions were reinstated.

Nevertheless, the enhanced Safe Roads Project continued throughout the third quarter, which included ten checkstops, proactive patrols, and joint speed enforcement operations. These operations averaged 15 violation notices per shift with numerous vehicle stops. Not only did these checkstops generate violation notices, but several warrants were also executed, narcotics were seized, and criminal code charges were laid.

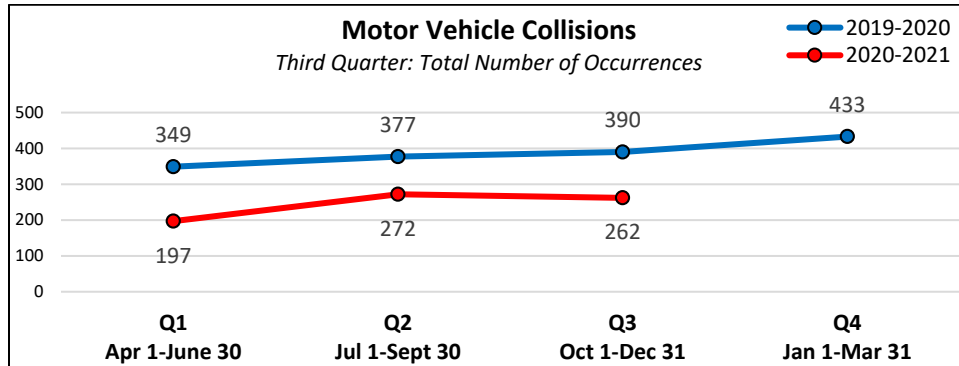
In Q3: 2020, 1,045 traffic interactions (tickets/warnings) were recorded.



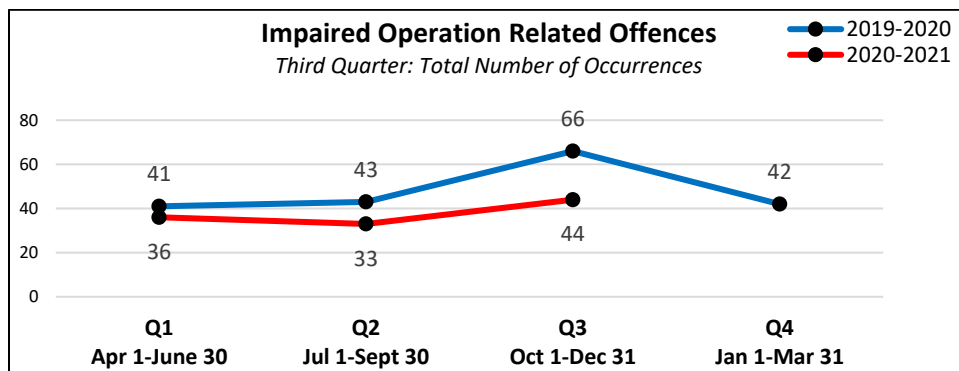
Approximately 355 of these interactions were violations related to intersection related offences (50%), speeding (30%), distracted driving (12%), and occupant restraints (seatbelts) (8%). Please note that this breakdown of interactions (as well as the pie chart) only includes tickets written by the traffic unit. The St. Albert RCMP is adjusting its approach to collecting these statistics in the fourth quarter.



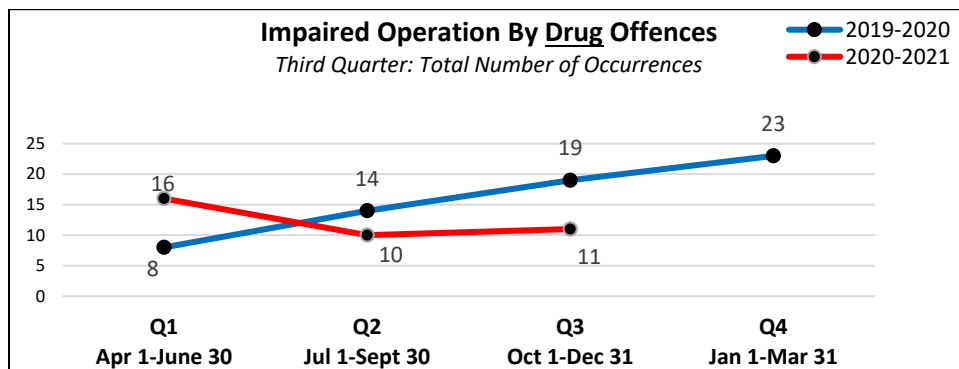
In the third quarter of 2020, the total number of reported traffic collisions decreased by 33% compared to Q3: 2019. Of the 262 collisions in Q3: 2020, there were 16 collisions with injuries – an 82% decrease in injury collisions compared to the 88 injury collisions in Q3: 2019.



Impaired drivers remained a priority during proactive traffic enforcement in the third quarter. St. Albert members continued efforts to locate and apprehend impaired drivers even without the use of MAS demands. In Q3: 2020, impaired operation offences decreased by 33% compared to Q3: 2019.



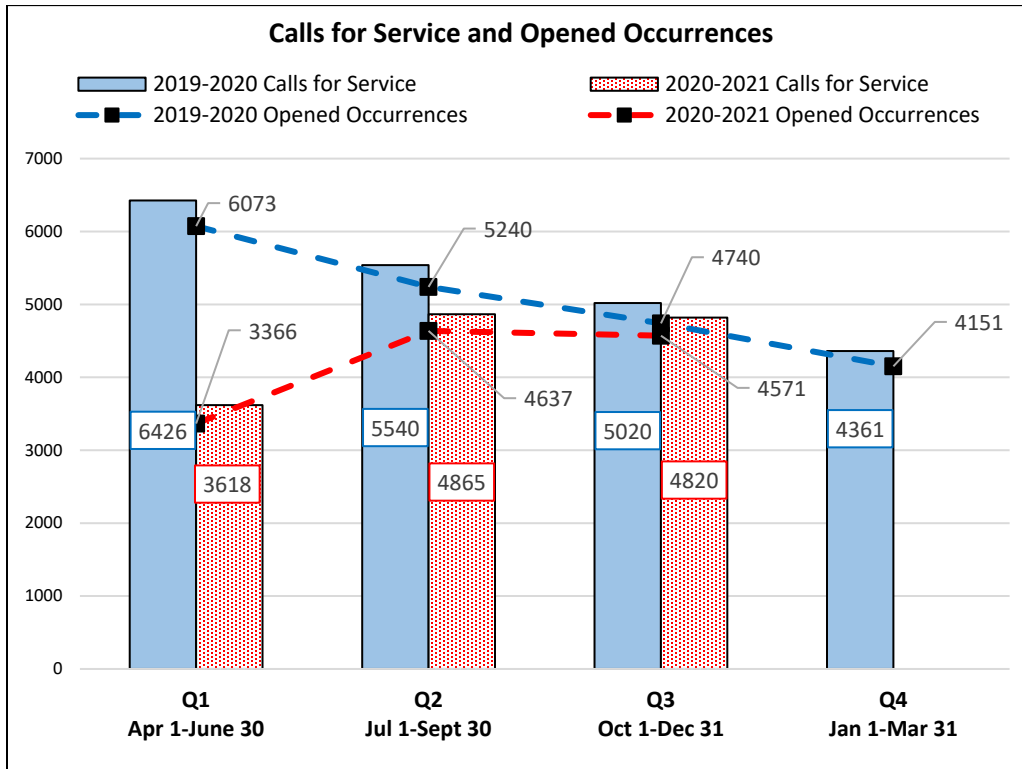
Additionally, the number of impaired operation by drug offences decreased by 42%, with Q3: 2020 reporting 11 offences and Q3: 2019 reporting 19 offences.



GENERAL DETACHMENT UPDATES

Calls for Service

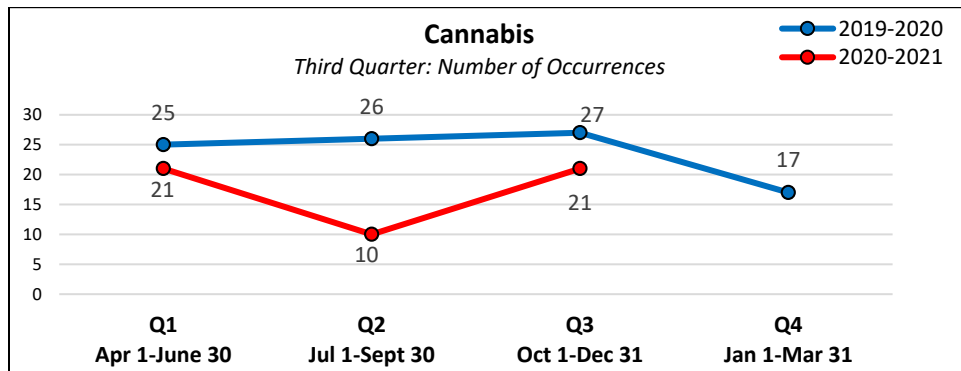
The RCMP received 4,820 calls for service with 4,571 occurrences opened in the third quarter of 2020. Of these opened occurrences, 910 were criminal code offences. During the third quarter of 2019, the RCMP received 5,020 calls for service with 4,740 occurrences opened and 1,117 of these matters criminal code offences. Thus, Q3: 2020 saw a 4% decrease in total calls for service and a 19% decrease in criminal code matters.



Emerging Trends

Cannabis

In Q3: 2020, there were 21 reported cannabis-related files. Of these 21 occurrences, one was related to Municipal Bylaws. With the legalization of cannabis edibles, extracts and topical in Canada on October 17th, 2019, all cannabis-related files will continue to be closely monitored during the 2020-21 fiscal year.



COVID-19 Pandemic

In the third quarter of 2020, the St. Albert received 45 calls for service related to the COVID-19 pandemic. The majority of these calls were quarantine compliance checks or concerned citizens who had observed people not following the mandatory restrictions imposed by the Alberta government.

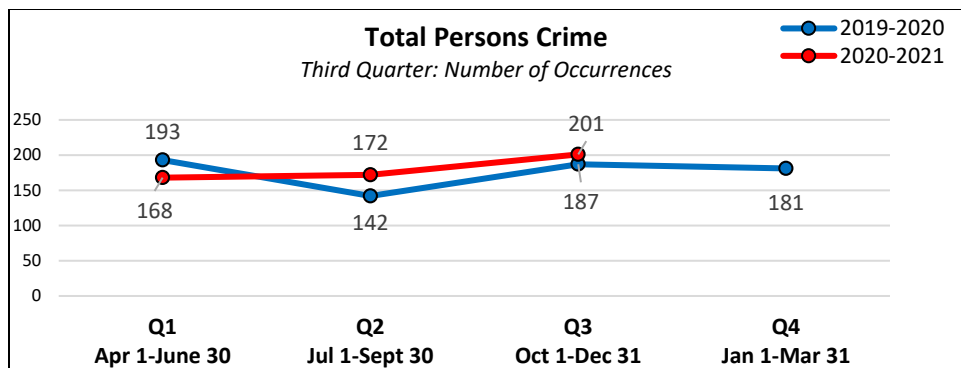
Trends noted in the third quarter were:

- A 69% increase in calls related to the Mental Health Act (162 in Q3: 2020; 96 in Q3: 2019).
- A 38% decrease in calls related to the Child Welfare Act (13 in Q3: 2020; 21 in Q3: 2019).
- A 77% increase in calls related to the Coroner's Act for non-suspicious deaths (23 in Q3: 2020; 13 in Q3: 2019).
- A 24% increase in calls related to Domestic Violence (93 in Q3: 2020; 75 in Q3: 2019).

Monitoring of these occurrences is ongoing in order to continue to address public interest and community safety.

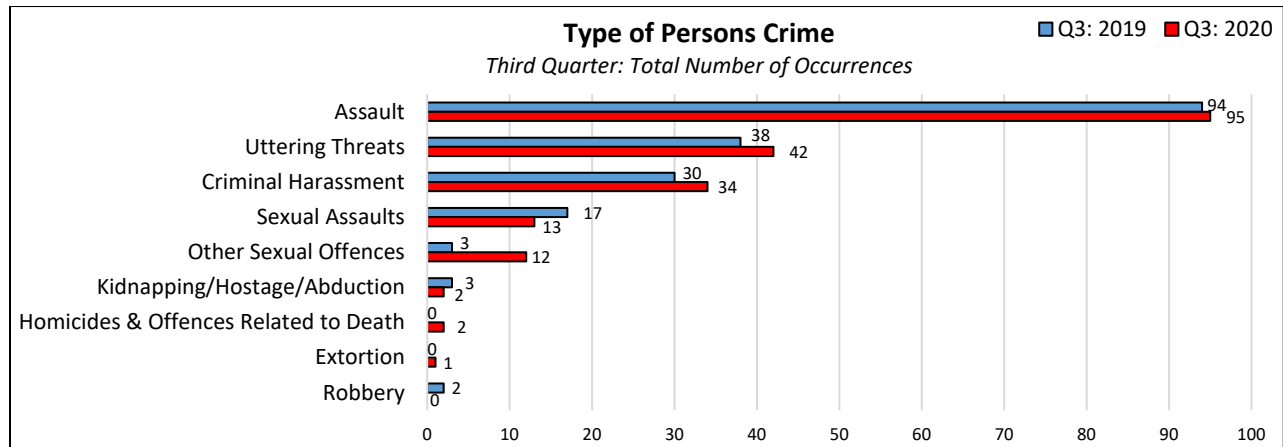
Crimes Against Persons

In the third quarter of 2020, St. Albert saw an increase of 7.5% in the total number of Persons Crimes compared to the third quarter in 2019 (201 and 187 occurrences, respectively).



The number of assaults in the third quarter of 2020 increased slightly (by 1%) compared to the third quarter of 2019. Of the 95 assault files in Q3: 2020, 23% (22 files) had a domestic violence component (12 files led to charges being laid) compared to Q3: 2019, which reported 21% of the assaults being related to domestic violence (20 of 94 files).

Compared to the third quarter of 2019, the number of sexual assaults decreased by 24%. However, the number of other sexual offences quadrupled in Q3: 2020 compared Q3: 2019 (12 and 3 files respectively). An analysis of the occurrences revealed these other sexual offences were related to indecent acts and sexual interference.



Detachment Resources

Throughout Q3, detachment resources fluctuated due to transfers, secondments, illness, and training. Like all businesses, the RCMP operational and administrative resources were impacted by COVID -19. When appropriate, employees were encouraged to work from home and follow Alberta Health Services guidelines. Given the recent announcement by the Alberta Government to extend mandatory restrictions to at least January 21, 2021, it is anticipated that operational and administrative resources will continue to fluctuate throughout the remainder of the fiscal year. At the end of Q3, the St. Albert RCMP was up to 64 fully operational members.

Change of Command

Inspector Ryan Comaniuk assumed the role of detachment commander on January 4, 2021. Inspector Comaniuk is currently reaching out to the Police Committee, as well as the City of St. Albert’s executive team, to gain a starting point into community policing service needs and delivery expectations. Q4 will be transitional in nature; however, Inspector Comaniuk will strive to make himself accessible to all community stakeholders and community interest groups.

APPENDIX A

The following table illustrates St. Albert's third quarter crime statistics over a 5-year period.¹

St Albert Municipal Detachment Crime Statistics (Actual) Q3: 2016 - 2020									
All categories contain "Attempted" and/or "Completed"							Tuesday, January 5, 2021		
CATEGORY	Trend	2016	2017	2018	2019	2020	% Change 2016 - 2020	% Change 2019 - 2020	Avg File +/- per Year
Homicides & Offences Related to Death		0	2	0	0	2	N/A	N/A	0.2
Robbery		5	5	3	2	0	-100%	-100%	-1.3
Sexual Assaults		19	7	13	17	13	-32%	-24%	-0.2
Other Sexual Offences		7	6	11	3	12	71%	300%	0.7
Assault		91	85	72	94	95	4%	1%	1.7
Kidnapping/Hostage/Abduction		2	1	1	3	2	0%	-33%	0.2
Extortion		3	2	1	0	1	-67%	N/A	-0.6
Criminal Harassment		22	21	18	30	34	55%	13%	3.3
Uttering Threats		26	35	37	38	42	62%	11%	3.5
TOTAL PERSONS		175	164	156	187	201	15%	7%	7.5
Break & Enter		74	61	71	55	38	-49%	-31%	-7.8
Theft of Motor Vehicle		57	51	31	34	25	-56%	-26%	-8.1
Theft Over \$5,000		6	4	8	9	7	17%	-22%	0.7
Theft Under \$5,000		280	327	302	292	221	-21%	-24%	-15.3
Possn Stn Goods		24	29	19	24	12	-50%	-50%	-2.9
Fraud		76	83	69	90	72	-5%	-20%	-0.1
Arson		1	1	1	0	0	-100%	N/A	-0.3
Mischief To Property		107	151	184	228	145	36%	-36%	15.3
TOTAL PROPERTY		625	707	685	732	520	-17%	-29%	-18.5
Offensive Weapons		5	14	7	6	9	80%	50%	0.0
Disturbing the peace		24	43	47	68	56	133%	-18%	8.9
Fail to Comply & Breaches		75	71	92	85	89	19%	5%	4.2
OTHER CRIMINAL CODE		29	29	37	39	35	21%	-10%	2.2
TOTAL OTHER CRIMINAL CODE		133	157	183	198	189	42%	-5%	15.3
TOTAL CRIMINAL CODE		933	1,028	1,024	1,117	910	-2%	-19%	4.3
Fatals		0	0	0	0	0	N/A	N/A	0.0
Injury MVC		58	64	58	88	16	-72%	-82%	-6.0
Property Damage MVC (Reportable)		421	417	326	275	221	-48%	-20%	-54.2
Property Damage MVC (Non Reportable)		29	27	21	27	25	-14%	-7%	-0.8
TOTAL MVC		508	508	405	390	262	-48%	-33%	-61.0

¹ The statistics provided in this report are compiled by the "K" Division Corporate Client services. As investigations proceed or are concluded, the statistical scoring is amended to reflect the most accurate categorization at the time which can lead to minor differences in the stats throughout the year.