

# ST. ALBERT RCMP

## QUARTERLY REPORT

Q2 – 2020

July 1, 2020 to September 30, 2020



*Completed by: Insp. Pamela ROBINSON  
Officer in Charge, St. Albert Detachment*

# INTRODUCTION

The RCMP Quarterly Policing Report has been prepared to provide the St. Albert Policing Committee, City Council, and the Community with an update on the status of policing in the City of St. Albert.

The Annual Performance Plan (APP) is used by RCMP Detachments across the country as a forum to build relationships and develop plans to ensure our service delivery meets community needs. The detachment presents the St. Albert Police Committee with a quarterly report to promote accountability and transparency in policing. It was developed in consultation with the City of St. Albert Policing Committee, with input from our residents, stakeholders, and community organizations to capture the needs and concerns of residents in our city.

## ANNUAL POLICING PLAN PRIORITIES

From April 2020 to March 2021, this plan identifies a number of strategic priorities that are important to St. Albert residents and consistent with the policing priorities established by the Province of Alberta, the RCMP, and the Government of Canada. In consultation with the Police Committee, the policing priorities for this year's APP cycle are as follows:

- Crime Reduction
- Enhance Public Confidence and Engagement
- Accountability to Stakeholders

This report provides the second quarter progress for 2020.

### 1. CRIME REDUCTION

#### OBJECTIVE

Prevent and reduce theft, theft from vehicles, break and enters, and drugs within the community.

#### OUTCOMES

- Increased crime prevention
- Increased enforcement of crime
- Increased citizen safety

#### TARGET MEASURES

- 7% reduction in theft from motor vehicles
- 26% increase in break and enter clearance rates
- 10% increase in drug trafficking offences

#### INITIATIVES

Public safety is a community responsibility. The St. Albert RCMP is committed to ensuring public safety is maintained in the City of St. Albert. We will continue to increase public awareness and engagement through a number of activities and programs designed to reduce crime. When we connect with our community to create awareness, identify opportunities for public education on crime reduction, and complete proactive enforcement, the RCMP expects to deter and mitigate property crimes and illegal drug activity.

- **Hot Spot Policing Statistical Analysis/Suppression Deployments.** Hot spots, or areas within the city that have a higher concentration of crime, are determined by the St. Albert Crime Analyst after a statistical analysis has been conducted on type of crime, trends and geographic location. The

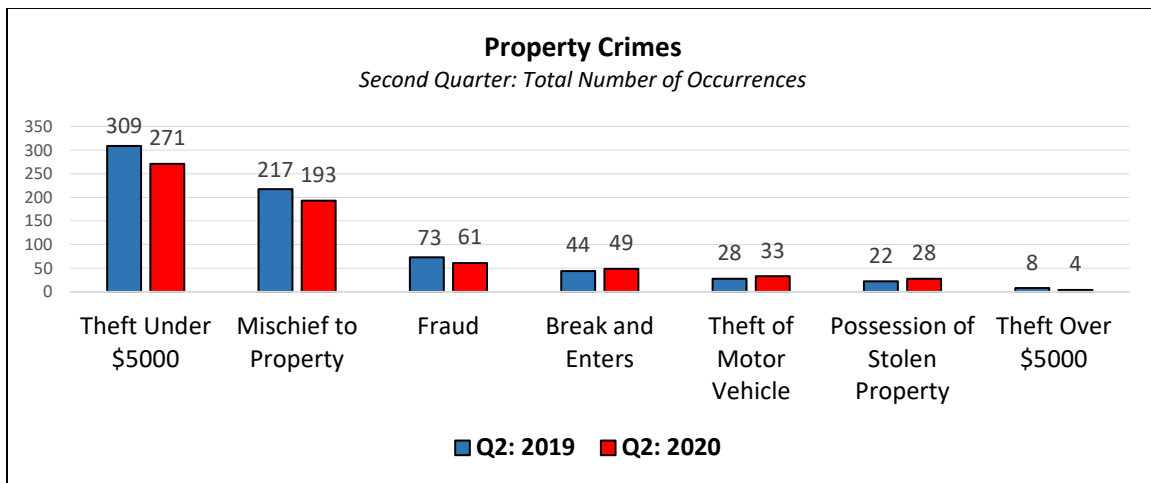
information is shared daily. Armed with this information, members focus their pro-active patrols to hot spot areas. By focusing resources and policing activities, the RCMP aims to prevent crime through increased visibility, community engagement, and enforcement, resulting in an overall reduction of crime in our city.

- **Project Capture** – Camera registration programs are new initiatives many police departments are introducing to enlist the communities help to assist police in identifying persons responsible for committing crimes. The registration of public surveillance cameras and community connection will assist police in identifying the persons responsible for committing crimes.
- **Increased opportunity for education** - to promote accountable practices to secure and safeguard property. Efforts may include, Block Party attendance, Crime Prevention through Environmental Design (CPTED), Lock it or Loose it and #9PMRoutine Projects.
- **Disrupt and Dismantle Drug Trafficking.** Efforts will continue to impede drug trafficking in St. Albert. Increased intelligence-led trafficking in drug investigations to address emerging drug trends such as the increase in methamphetamine offences, noted in the past year.

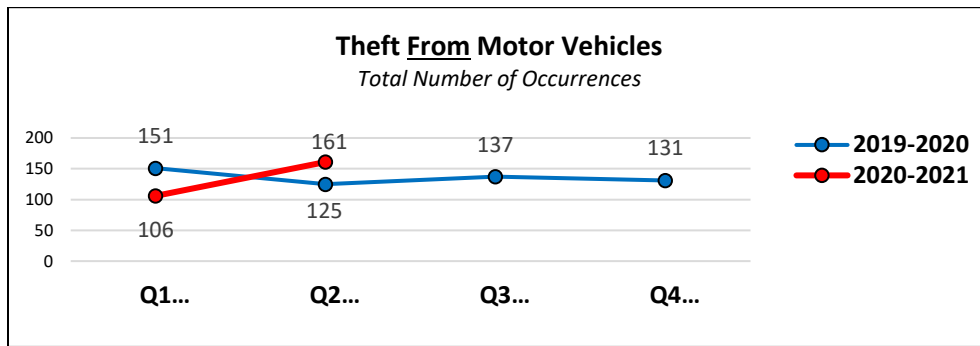
## PERFORMANCE MEASURES AND ANALYSIS

### PROPERTY CRIMES

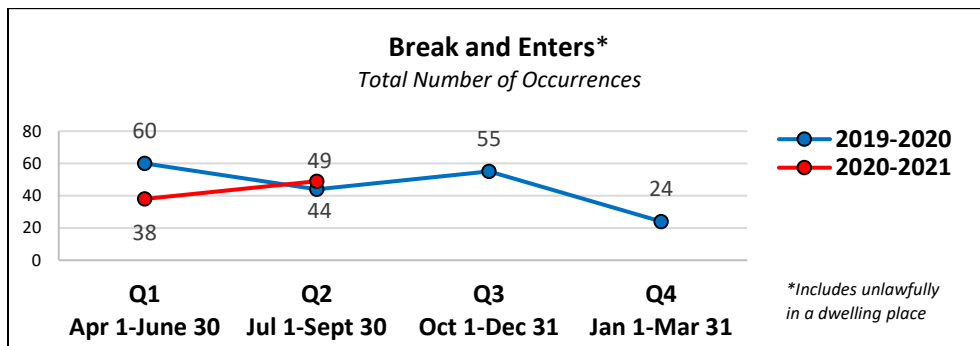
Overall, in Q2: 2020, there was a 9% decrease in the total number of property crimes when compared to Q2: 2019. In Q2: 2020, there were 639 reported property crimes, while Q2: 2019 had 701 occurrences. Of these offences, theft under \$5000 and mischief to property remained the two most frequently reported crimes in the second quarter of 2020.



In the second quarter, emerging trends for theft under \$5000 occurrences included a 16% increase in the number of theft from motor vehicles. Once again, the analysis of these files determined the thefts continue to be from unlocked vehicles with valuable and visible property inside. The RCMP issued several media releases requesting public assistance to implement crime reduction strategies (CPTED, Lock-it-or-Loose-it, #9PMRoutine) in order to safeguard their property and prevent crime's of opportunity.



In Q2: 2020, the number of break and enters increased by 11%, compared to the same quarter in 2019. An analysis of the Q2: 2020 break and enter files showed 61% (or 30 of the 49 occurrences) were residential break and enters. Of these 30 occurrences, 63% (or 19 files) involved a break-in to a residential garage. In nine of the 19 files (or 47%), the homeowner had left an unlocked vehicle parked in their driveway with the garage door opener inside. The offender(s) entered the unlocked vehicles and used the garage door opener to gain access to the garage.



Break and enter clearance rates, described as cleared by charge or otherwise, remained consistent to last year showing 17.6% in Q2: 2020, from 18.2% in Q2: 2019.

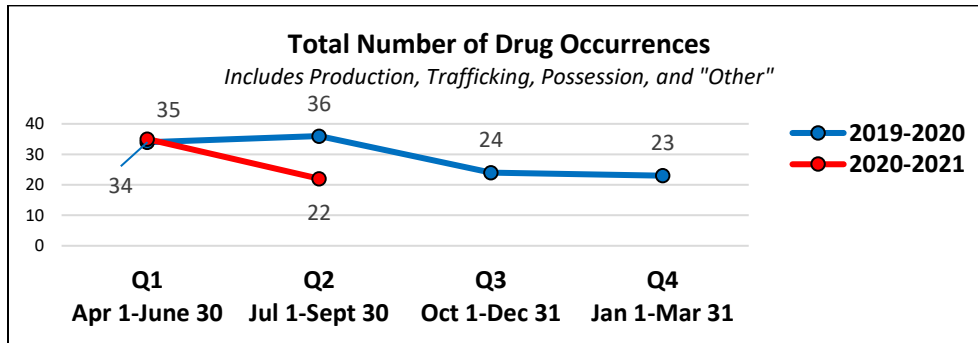
Hot Spot policing analysis continued to determine linkages between crime types and locations of interest. Property crime information was updated weekly on the St. Albert Crime Map. In the second quarter, the analysis revealed the neighbourhoods of Grandin, Inglewood/Ironwood, Erin Ridge, Akinsdale and Deer Ridge/Dorchester were reporting more crime and disorder than other areas of St. Albert. Hot Spot policing has lead members to target high-risk areas and offenders in those areas, which has directly lead to 27 criminal code charges and the seizure of over an ounce of methamphetamine, two stolen vehicles, four illegal firearms, a Kevlar vest, a collapsible baton, brass knuckles, possession of break in instruments and stolen property. Targeting high-risk offenders in Hot Spots has also lead to three fail to comply charges against offenders not abiding by their release conditions (curfew breaches).

Media releases during Q2: 2020 were created to seek citizen assistance and to educate the public on crime reduction initiatives, such as Crime Prevention through Environmental Design (CPTED) practices and the "#9PMRoutine" initiatives. Media releases also focused on Traffic/School/Pedestrian Safety, Fraud Awareness, and Drug Enforcement.

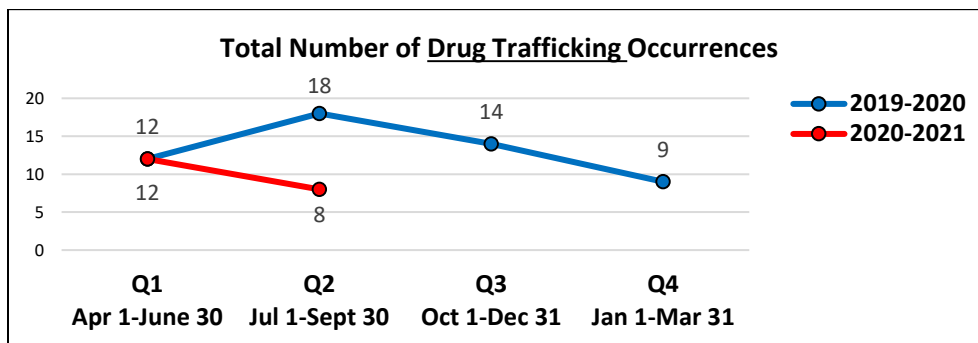
A media release was also sent out to educate the community on Project Capture, a proactive camera registry for citizens implemented in September 2020. Thus far, approximately 50 people have expressed interest in learning more about the program, with 22 completing the registration process.

### DRUG OFFENCES

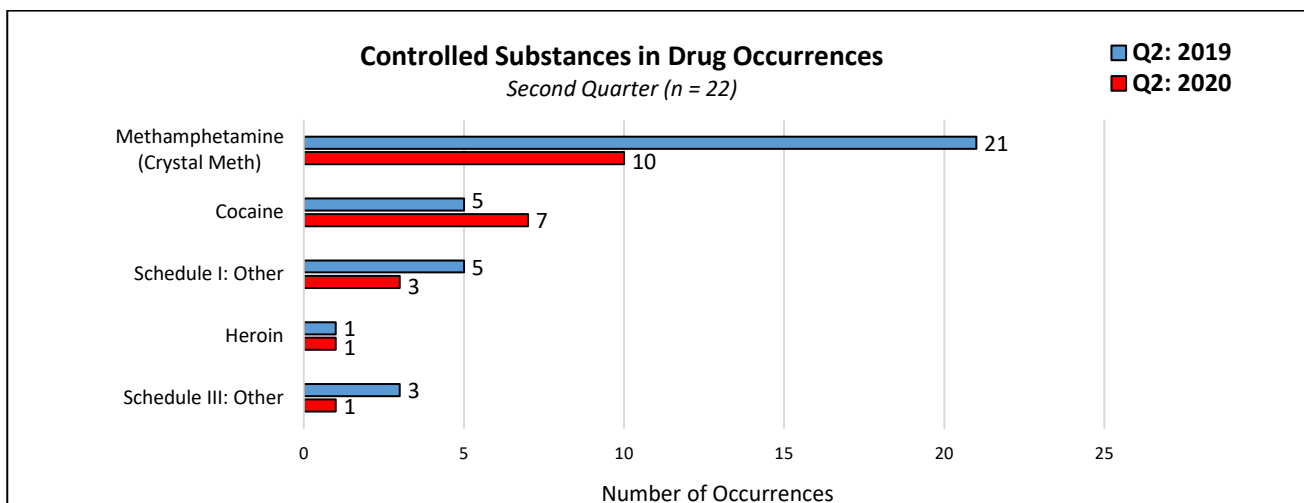
In the second quarter of 2020, there was a 39% decrease in the total number of drug occurrences, compared to Q2: 2019 (22 and 36 occurrences, respectively).



Compared to Q2: 2019, there was 56% decrease in the number of drug trafficking occurrences in Q2: 2020.



Methamphetamine (Crystal Meth) continues to be the most commonly seized drug in St. Albert's trafficking/possession investigations.



## 2. Enhance Public Confidence and Engagement

### OBJECTIVE

Work in partnership with the St. Albert Policing Committee, social agencies, schools, and the community to reduce crime and increase trust and confidence in policing.

### OUTCOMES

- Increased community engagement and information sharing
- Increased drug awareness
- Increased visibility in schools and increased school zone enforcement

### TARGET MEASURES

- Tracking of police/public consultations
- Tracking of police/public connections
- Increased reporting to highlight proactive and reactive police efforts.

### INITIATIVES

- Increased opportunity for the St. Albert RCMP to connect and engage with the public. RCMP proactive initiatives will include vehicle, bike, cart and foot patrol to facilitate opportunity for conversation with all demographics of our population.
- Opportunities created to formally discuss issues with community members. Opportunities would include Policing committee meetings, RCMP Town Hall meetings, and attendance at city social agencies.
- Engagement will include reporting on school presence and enforcement of school zones. In addition, presentations completed to address emerging crime trends such as drug use and fraud.
- Develop sources of information utilized to share police communication. Examples would include, media release, APP, Quarterly Reports, Annual Report and School Report.

### PERFORMANCE MEASURES AND ANALYSIS

The St. Albert RCMP continued to support its partners and stakeholders participating in 31 meetings/presentations during the second quarter to discuss emerging trends and a collaborative response to public safety. The RCMP met (virtually, phone or in person) with the following agencies/partners; Victim Services, Public and Catholic School representatives, African and Descendents Society, City of St. Albert Parks and Recreation, Media (Gazette and CTV), Crime Free Multi-Housing, Elder Abuse, Neighbourhood Development, Seniors Association, city of St. Albert Strategy and Mobilization and Inter-Agency Meeting and participated in a City of St. Albert, Transportation Network Speed Limit Review, town hall.

Suppression & proactive patrols continued in the second quarter, utilizing bike, cart and foot patrol to educating citizens by word-of-mouth on trail systems & face-to-face (socially distanced) encounters about Crime Prevention, CPTED, Frauds, and the #9PMRoutine.

During the month of September, our CPVS unit met with 19 schools to discuss school resource officer support during COVID and presented information on drugs and trends to students in two different high school classes. The year end report was completed and presented to the Catholic School Board. Members

patrolled school zones daily, enforcing rules and educating parents and children on various issues including traffic and pedestrian safety.

Additionally, the St. Albert RCMP disseminated nine media releases during Q2: 2020. These media releases focused on educating the public about safeguarding property (i.e., reminding citizens to lock their vehicles), school safety, fraud awareness, as well as assistance in identifying suspects for investigators. All of the media releases can be found on the City of St. Albert's website in the [RCMP News section](#).

### 3. Accountability to Stakeholders

#### OBJECTIVE

Enhance road and citizen safety.

#### OUTCOMES

- Increased visibility on major roadways and in neighbourhoods.
- Increased traffic enforcement.
- Decreased collisions.

#### TARGET MEASURES

- Track number of police/public interactions associated to violation ticket warnings and letters sent to registered owners.
- Decrease collisions by 10%
- Track number of MAS deployments, check stops and outcomes in relation to criminal code charges and suspensions.

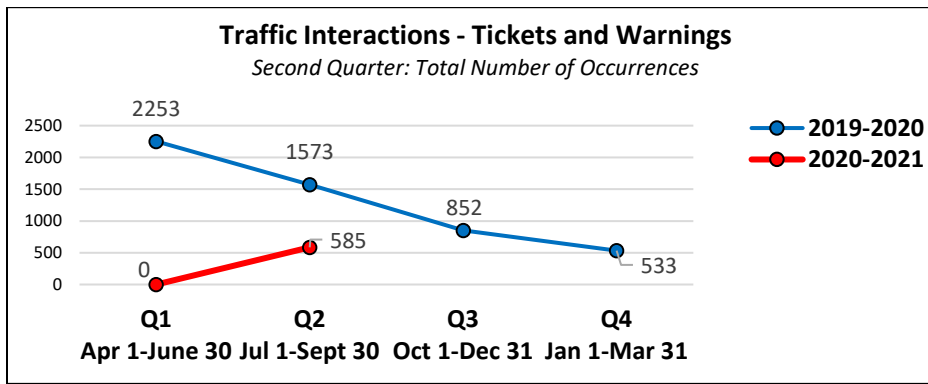
#### INITIATIVES

Traffic safety remains a priority for the St. Albert RCMP. Accordingly, the St. Albert Traffic Services Unit has adopted the following initiatives in order to meet their 2020-2021 fiscal target measures:

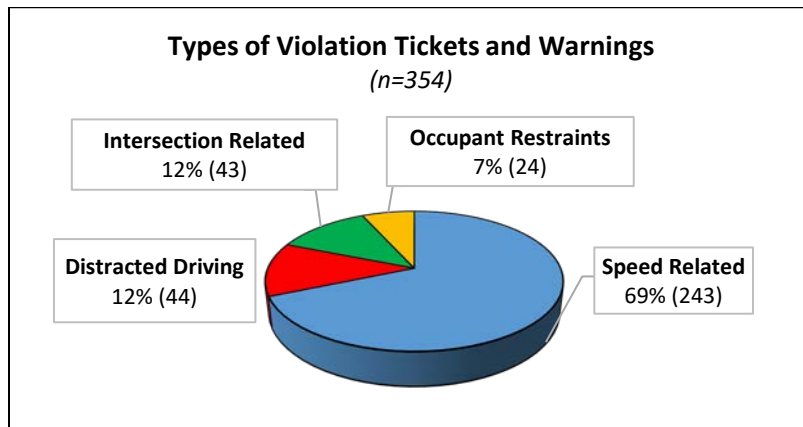
- Increased check stops in arterial and residential neighbourhood.
- Increased Mandatory Alcohol Screening (MAS) deployments and outcomes to address impaired alcohol/drug concerns.
- Increased enforcement and education regarding distracted driving, speeding, seatbelts and intersection related offences.

#### PERFORMANCE MEASURES AND ANALYSIS

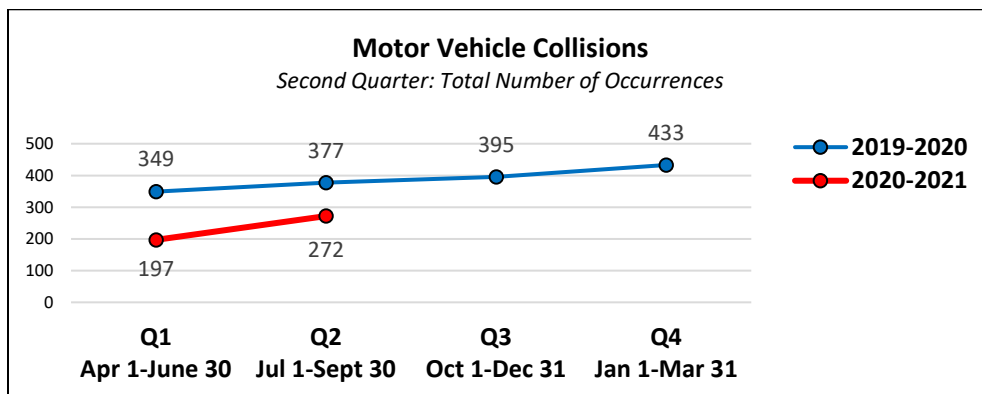
The RCMP continues to support City initiatives to reduce motor vehicle collisions. Once again, the St. Albert RCMP's proactive traffic safety efforts in the second quarter of 2020 were impacted by the COVID-19 pandemic response. However, towards the end of the quarter, members were able to increase the number of check stops, including several vehicle document checks on heavy arterial roads. Approximately ten check stops were completed, with 30 speed enforcement operations completed. With the upcoming holiday season, the third quarter is projected to see an increase in both the number of check stops as well as the number of speed operations.



In Q2: 2020, approximately 585 traffic interactions (tickets/warnings) were recorded. Of the 585 traffic tickets and warnings issued by officers, 358 of these interactions were violations related to distracted driving (12%), speeding (69%), occupant restraints (seatbelts) (7%), and intersection related offences (12%).

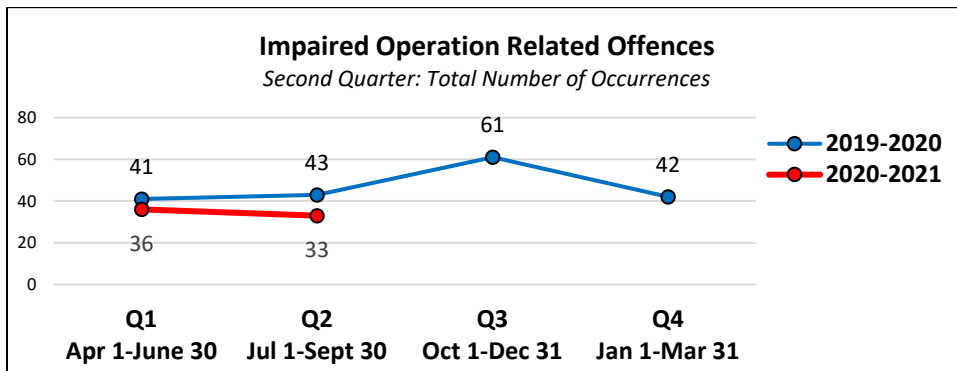


In the second quarter of 2020, the total number of reported traffic collisions decreased by 28% compared to Q2: 2019. Of the 272 collisions in Q2: 2020, there were 16 collisions with injuries – a 74% decrease in injury collisions compared to the 62 injury collisions in Q2: 2019.

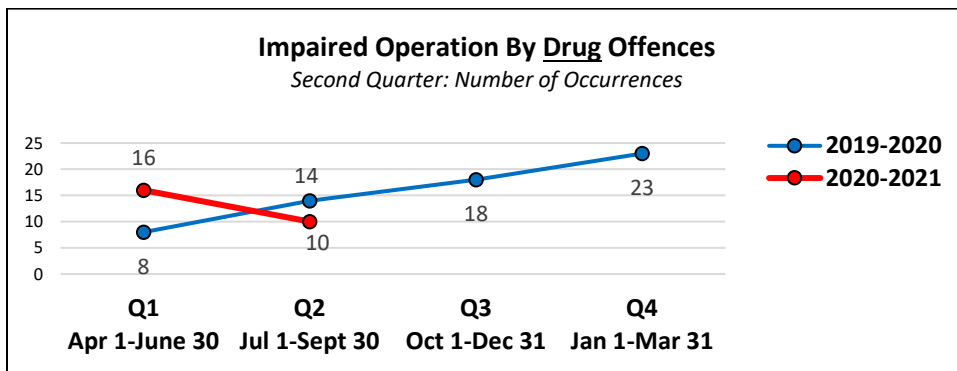


In Q2: 2020, impaired operation offences decreased by 23% compared to Q2: 2019.





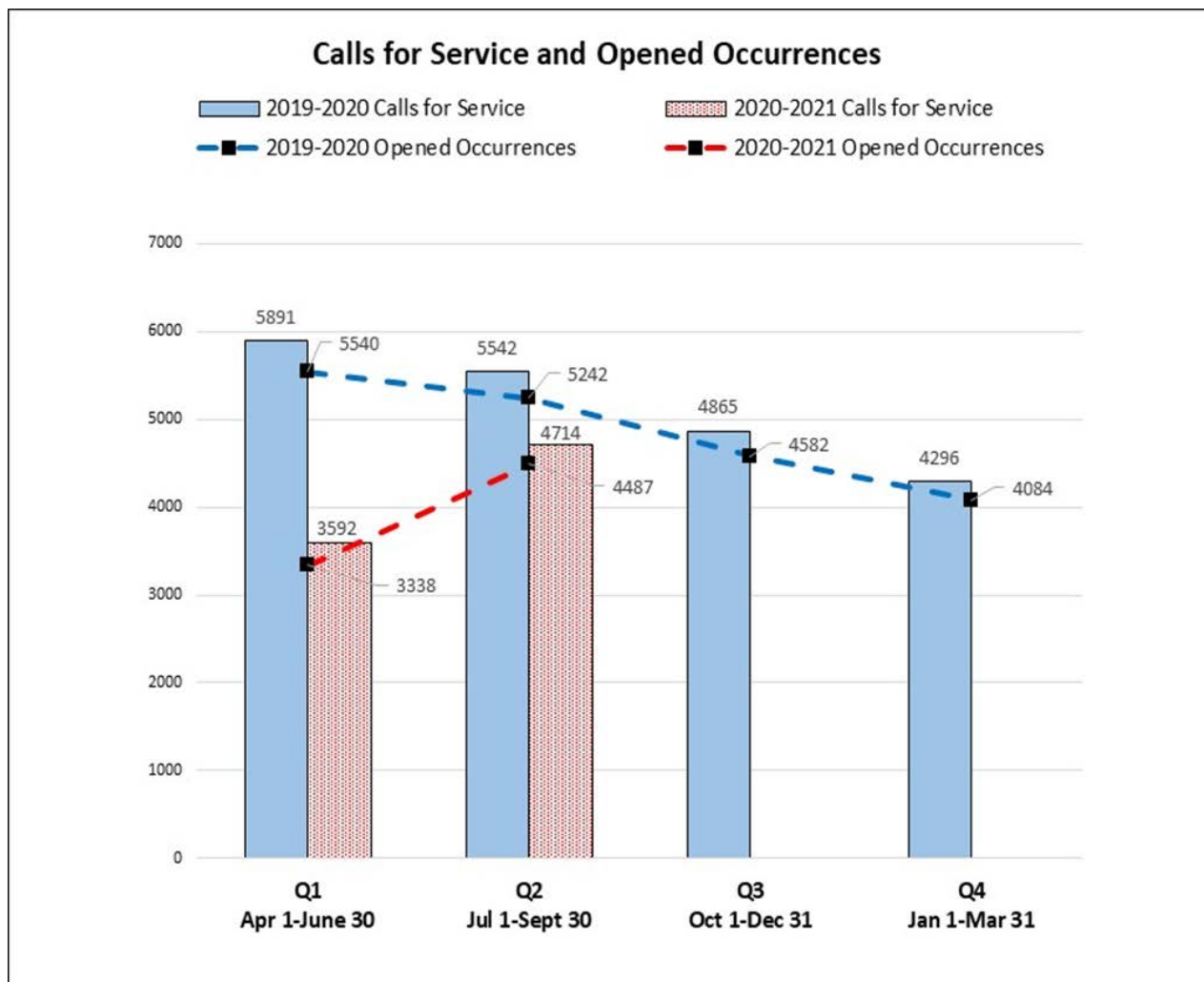
Additionally, the number of impaired operation by drug offences decreased by 29%, with Q2: 2020 reporting 10 offences and Q2: 2019 reporting 14 offences.



## GENERAL DETACHMENT UPDATES

### Calls for Service

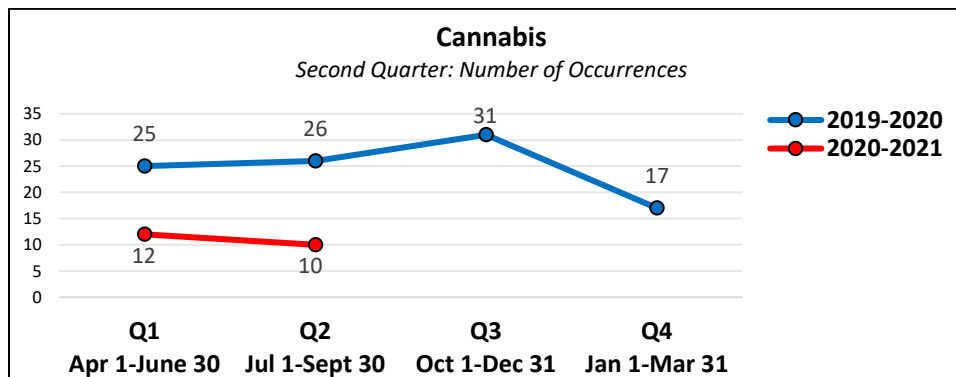
The RCMP received 4,714 calls for service with 4,487 occurrences opened in the second quarter of 2020. Of these opened occurrences, 970 were criminal code offences. During the second quarter of 2019, the RCMP received 5,542 calls for service with 5,242 occurrences opened and 1,044 of these matters criminal code offences. Thus, Q2: 2020 saw a 15% decrease in total calls for service and a 7% decrease in criminal code matters.



## Emerging Trends

### Cannabis

In Q2: 2020, there were 10 reported cannabis-related files. Of these 10 occurrences in Q2: 2020, only one was related to Municipal Bylaws. With the legalization of cannabis edibles, extracts and topical in Canada on October 17<sup>th</sup>, 2019, all cannabis-related files will continue to be closely monitored during the 2020-21 fiscal year.



## COVID-19 Pandemic

In the second quarter of 2020, the St. Albert received 19 calls for service related to the COVID-19 pandemic. The majority of these calls were quarantine compliance checks or concerned citizens who had observed people not following physical distancing measures.

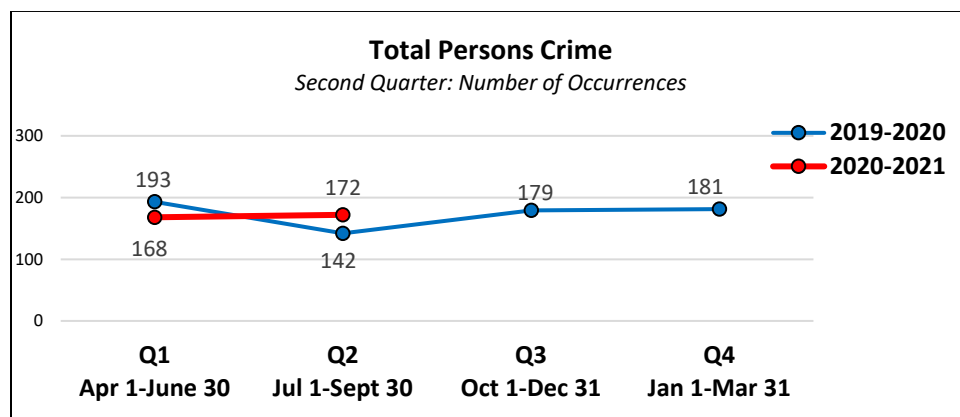
Emergency trends noted in this quarter were:

- A 7% increase in Mental Health calls for service (124 in Q2: 2020; 116 in Q2: 2019).
- A 31% decrease in calls related to the Child Welfare Act (22 in Q2: 2020; 32 in Q2: 2019).
- A 36% increase in calls related to the Coroner's Act for non-suspicious deaths (19 in Q2: 2020; 14 in Q2: 2019). Continuation of monitoring occurrences and continued investigation;
- A 19% increase in calls for service related to Domestic Violence.

Monitoring of these occurrences is ongoing in order to continue to address public interest and community safety.

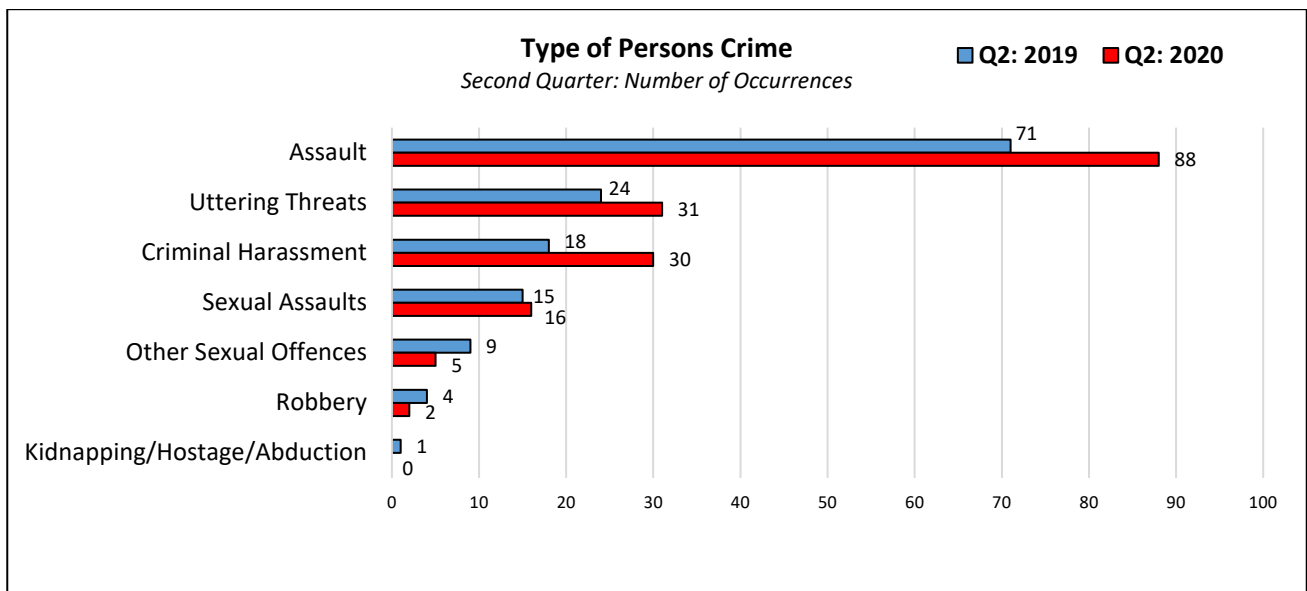
## Crimes Against Persons

In the second quarter of 2020, St. Albert saw an increase of 21% in the total number of Persons Crimes compared to the second quarter in 2019 (172 and 142 occurrences, respectively).



Compared to Q2: 2019, the second quarter of 2020 had a 24% increase in the number of assaults. An analysis of the files revealed that in Q2: 2020, 25% of the assaults (22 of 88 files) had a domestic violence component (16 files led to charges being laid) compared to Q2: 2019, which reported 32% of the assaults being related to domestic violence (23 of 71 files).

The second quarter of 2020 also had increases in the number of uttering threats and criminal harassment occurrences (29% and 67%, respectively).



## Detachment Resources

Detachment resources fluctuated due to transfers, secondments, illness, and training. Like all businesses the RCMP operational and administrative resources were impacted by COVID -19 and when appropriate employees were encouraged to work from home and follow Alberta Health Services guidelines. Therefore, it is anticipated that operational and administrative resources will continue fluctuated in the next quarter. At the end of Q1 the RCMP had 57 members actively serving the community and 61 at the end of Q2:2020. This does not include employees who are on long or short term leave, due to the maternity, paternity or medical needs. Members have been identified to backfill vacancies and are currently in the transfer process.

# APPENDIX A

The following table illustrates St. Albert's second quarter crime statistics over a 5-year period.<sup>1</sup>

<b>St Albert Municipal Detachment Crime Statistics (Actual) Q2: 2016 - 2020</b>									
All categories contain "Attempted" and/or "Completed"							Friday, October 2, 2020		
CATEGORY	Trend	2016	2017	2018	2019	2020	% Change 2016 - 2020	% Change 2019 - 2020	Avg File +/- per Year
Homicides & Offences Related to Death		0	2	0	0	0	N/A	N/A	-0.2
Robbery		4	4	6	4	2	-50%	-50%	-0.4
Sexual Assaults		10	11	13	15	16	60%	7%	1.6
Other Sexual Offences		13	5	6	9	5	-62%	-44%	-1.2
Assault		109	95	123	71	88	-19%	24%	-6.6
Kidnapping/Hostage/Abduction		1	5	4	1	0	-100%	-100%	-0.6
Extortion		0	0	9	0	0	N/A	N/A	0.0
Criminal Harassment		19	24	16	18	30	58%	67%	1.6
Uttering Threats		32	35	46	24	31	-3%	29%	-1.3
<b>TOTAL PERSONS</b>		<b>188</b>	<b>181</b>	<b>223</b>	<b>142</b>	<b>172</b>	<b>-9%</b>	<b>21%</b>	<b>-7.1</b>
Break & Enter		63	92	61	44	49	-22%	11%	-7.6
Theft of Motor Vehicle		37	36	49	28	33	-11%	18%	-1.6
Theft Over \$5,000		5	11	7	8	4	-20%	-50%	-0.5
Theft Under \$5,000		324	420	338	309	271	-16%	-12%	-21.7
Possn Stn Goods		22	27	39	22	28	27%	27%	0.7
Fraud		75	83	69	73	61	-19%	-16%	-3.8
Arson		2	0	0	0	0	-100%	N/A	-0.4
Mischief To Property		264	201	195	217	193	-27%	-11%	-12.6
<b>TOTAL PROPERTY</b>		<b>792</b>	<b>870</b>	<b>758</b>	<b>701</b>	<b>639</b>	<b>-19%</b>	<b>-9%</b>	<b>-47.5</b>
Offensive Weapons		6	16	13	6	5	-17%	-17%	-1.2
Disturbing the peace		55	44	68	76	64	16%	-16%	5.0
Fail to Comply & Breaches		101	103	101	84	54	-47%	-36%	-11.3
<b>OTHER CRIMINAL CODE</b>		<b>42</b>	<b>42</b>	<b>40</b>	<b>35</b>	<b>36</b>	<b>-14%</b>	<b>3%</b>	<b>-1.9</b>
<b>TOTAL OTHER CRIMINAL CODE</b>		<b>204</b>	<b>205</b>	<b>222</b>	<b>201</b>	<b>159</b>	<b>-22%</b>	<b>-21%</b>	<b>-9.4</b>
<b>TOTAL CRIMINAL CODE</b>		<b>1,184</b>	<b>1,256</b>	<b>1,203</b>	<b>1,044</b>	<b>970</b>	<b>-18%</b>	<b>-7%</b>	<b>-64.0</b>
Fatals		0	0	0	0	0	N/A	N/A	0.0
Injury MVC		44	43	32	62	15	-66%	-76%	-3.9
Property Damage MVC (Reportable)		269	265	285	294	236	-12%	-20%	-3.7
Property Damage MVC (Non Reportable)		19	17	19	21	21	11%	0%	0.8
<b>TOTAL MVC</b>		<b>332</b>	<b>325</b>	<b>336</b>	<b>377</b>	<b>272</b>	<b>-18%</b>	<b>-28%</b>	<b>-6.8</b>

<sup>1</sup> The statistics provided in this report are compiled by the "K" Division Corporate Client services. As investigations proceed or are concluded, the statistical scoring is amended to reflect the most accurate categorization at the time which can lead to minor differences in the stats throughout the year.