

# ST. ALBERT RCMP

## QUARTERLY REPORT

Q1 – 2020

April 1, 2020 to June 30, 2020



*Completed by: Insp. Pamela ROBINSON  
Officer in Charge, St. Albert Detachment*

# INTRODUCTION

The RCMP Quarterly Policing Report has been prepared to provide the St. Albert Policing Committee, City Council, and the Community with an update on the status of policing in the City of St. Albert.

The Annual Performance Plan (APP) is used by RCMP Detachments across the country as a forum to build relationships and develop plans to ensure our service delivery meets community needs. The detachment presents the St. Albert Police Committee with a quarterly report to promote accountability and transparency in policing. It was developed in consultation with the City of St. Albert Policing Committee, with input from our residents, stakeholders, and community organizations to capture the needs and concerns of residents in our city.

## ANNUAL POLICING PLAN PRIORITIES

From April 2020 to March 2021, this plan identifies a number of strategic priorities that are important to St. Albert residents and consistent with the policing priorities established by the Province of Alberta, the RCMP, and the Government of Canada. In consultation with the Police Committee, the policing priorities for this year's APP cycle are as follows:

- Crime Reduction
- Enhance Public Confidence and Engagement
- Accountability to Stakeholders

This report provides the first quarter progress for 2020.

### 1. CRIME REDUCTION

#### OBJECTIVE

Prevent and reduce theft, theft from vehicles, break and enters, and drugs within the community.

#### OUTCOMES

- Increased crime prevention
- Increased enforcement of crime
- Increased citizen safety

#### TARGET MEASURES

- 10% increase in drug trafficking offences
- 7% reduction in theft from motor vehicles
- 26% increase in break and enter clearance rates

#### INITIATIVES

Public safety is a community responsibility. The St. Albert RCMP is committed to ensuring public safety is maintained in the City of St. Albert and will continue to increase public awareness and engagement through a number of activities and programs designed to reduce crime. When we connect with our community to

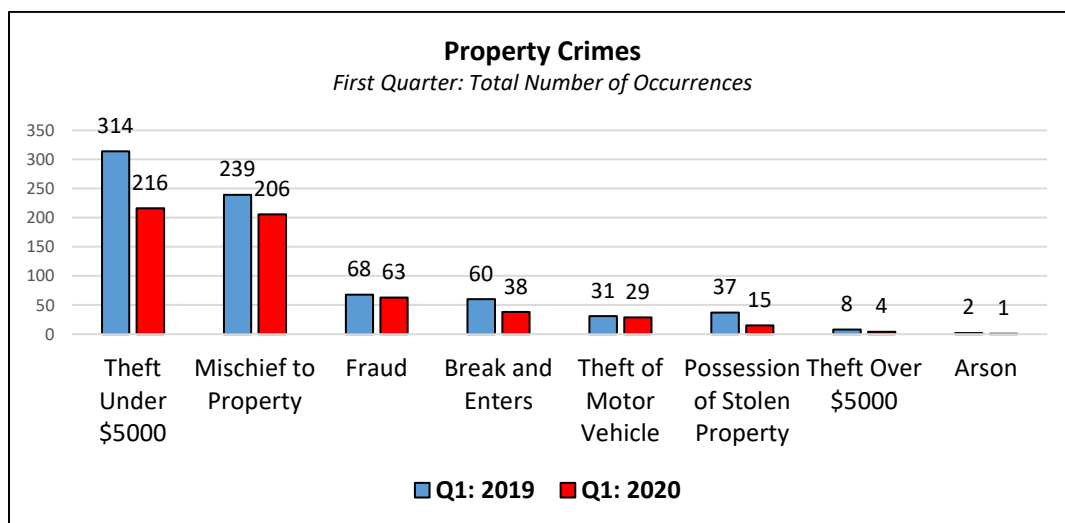
create awareness, identify opportunities for public education on crime reduction, and complete proactive enforcement, the RCMP expects to deter and mitigate property crimes and illegal drug activity.

- Hot Spot Policing Statistical Analysis/Suppression Deployments.** Hot spots, or areas within the city that have a higher concentration of crime, are determined by the St. Albert Crime Analyst after a statistical analysis has been conducted on type of crime, trends and geographic location. The information is shared daily. Armed with this information, members focus their pro-active patrols to hot spot areas. By focusing resources and policing activities, the RCMP aims to prevent crime through increased visibility, community engagement, and enforcement, resulting in an overall reduction of crime in our city.
- Project Capture** – Camera registration programs are new initiatives many police departments are introducing to enlist the communities help to assist police in identifying persons responsible for committing crimes. The registration of public surveillance cameras and community connection will assist police in identifying the persons responsible for committing crimes
- Increased opportunity for education** - to promote accountable practices to secure and safeguard property. Efforts may include, Block Party attendance, Crime Prevention through Environmental Design (CPTED), Lock it or Loose it and 9PM Routine Projects.
- Disrupt and Dismantle Drug Trafficking.** Efforts will continue to impede drug trafficking in St. Albert. Increased intelligence-led trafficking in drug investigations to address emerging drug trends such as the increase in methamphetamine offences, noted in the past year.

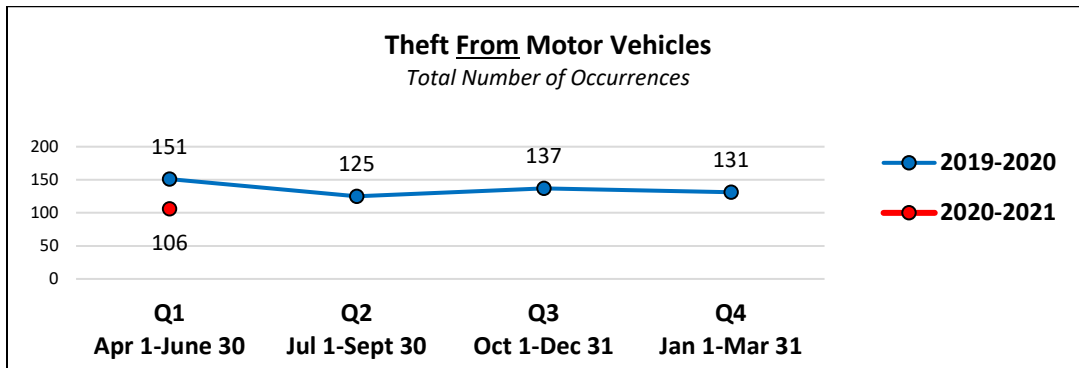
## PERFORMANCE MEASURES AND ANALYSIS

### PROPERTY CRIMES

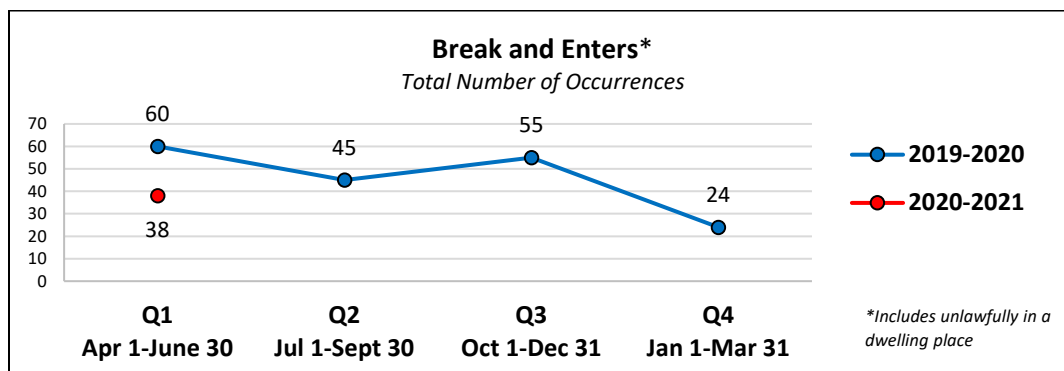
Overall, in Q1: 2020, there was a 25% decrease in the total number of property crimes when compared to Q1: 2019. In Q1: 2020, there were 572 reported property crimes, while Q1: 2019 had 759 occurrences. Of these offences, theft under \$5000 and mischief to property remained the two most frequently reported crimes in the first quarter of 2020.



In the first quarter, emerging trends for thefts under \$5000.00 occurrences, included a significant decrease in the number of theft from motor vehicles. These decreases are likely attributed to the COVID-19 pandemic and our citizens following Alberta Health Services recommendations to isolate and work from home. This may have influenced increased situational awareness in neighbourhoods and decreased opportunity for crime. For instance, compared to the first quarter of 2019, there was a 30% decrease in thefts from motor vehicles in Q1: 2020. Analysis of data determined the majority of these thefts continue to be from unlocked vehicles with valuable and visible property inside. The RCMP issued several media releases promoting crime reduction strategies such as CPTED, Lock it or Loose it and 9 pm Routine, providing the public education on how to safeguard property and prevent crime.



In Q1: 2020, the number of break and enters also decreased (by 37%) compared to the same quarter in 2019. An analysis of the Q1: 2020 break and enter files was conducted and, of note, 20 of the 38 occurrences were residential break and enters. Of these 20 occurrences, 50% (or 10 files) involved a break-in to a residential garage. In all 10 occurrences, the homeowner had either left their garage open, had the door closed, but left it unlocked, or had an unlocked vehicle parked in their driveway with the garage door opener inside. The offender(s) entered the unlocked vehicles and used the garage door openers to gain access to the garage. Clearance rates, described as cleared by charge or otherwise, showed a slight increase in Q1:2020 at 13.2%, from 12.5% in Q1: 2019.



During the first quarter of 2020, the Hot Spot Policing analysis continued to determine linkages between crime types and locations of interest. In this quarter, the analysis revealed the neighbourhoods of Lacombe, Erin Ridge, Grandin, Inglewood/Ironwood, and Mission were reporting more crime and disorder than other areas of St. Albert. Property crime information was updated weekly on the St. Albert Crime Map.

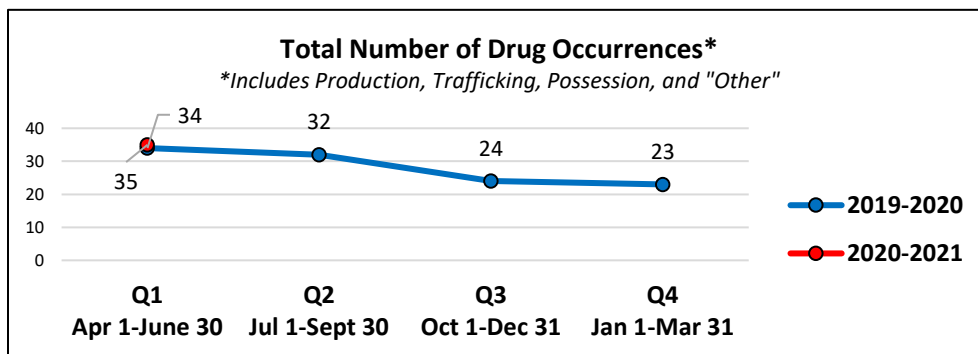
To address an emerging trend in theft of mail complaints. The St. Albert RCMP worked with Canadian Postal Inspectors utilizing covert investigative techniques, to identify illegal behaviours and apprehend thieves. These efforts led to the successful apprehension of a prolific offender believed to be responsible for similar crimes, in Edmonton and the region. The individual was located and charged with multiple criminal code offences including Theft of Mail, Possession of a Weapon for a Dangerous Purpose, Possession of Break and Enter Tools, and Possession of a Controlled Substance.

Since the March 2020 lockdown from the COVID-19 pandemic, St. Albert schools, community services and all special events were cancelled. As a result, the St. Albert Community Policing/Victim Services (CPVS) had reduced personal contact with our citizens. Meetings were maintained via telecommunication, with our community partners. Media releases during Q1: 2020 were utilized to promote accountability and educate the public on crime reduction initiatives, such as Crime Prevention through Environmental Design (CPTED) practices, Bike Safety, as well as the "Lock-it-or-Loose-It" and "#9PMRoutine" initiatives.

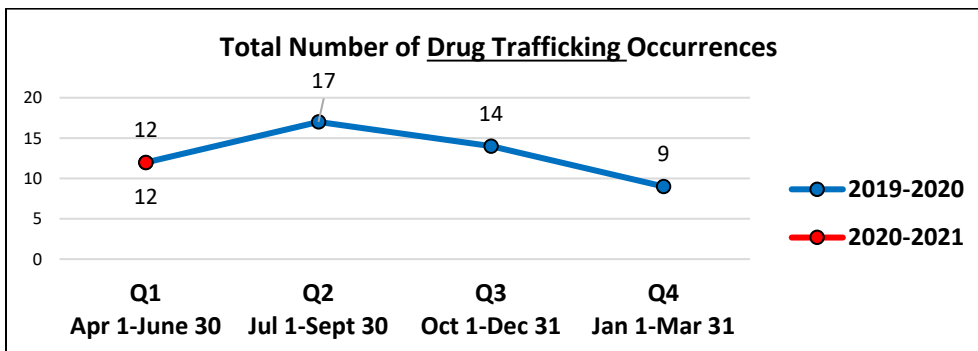
Project Capture, a proactive camera registry for citizens was not initiated this quarter due to other operational priorities. Its feasibility and implementation will be evaluated in Q2: 2020.

### DRUG OFFENCES

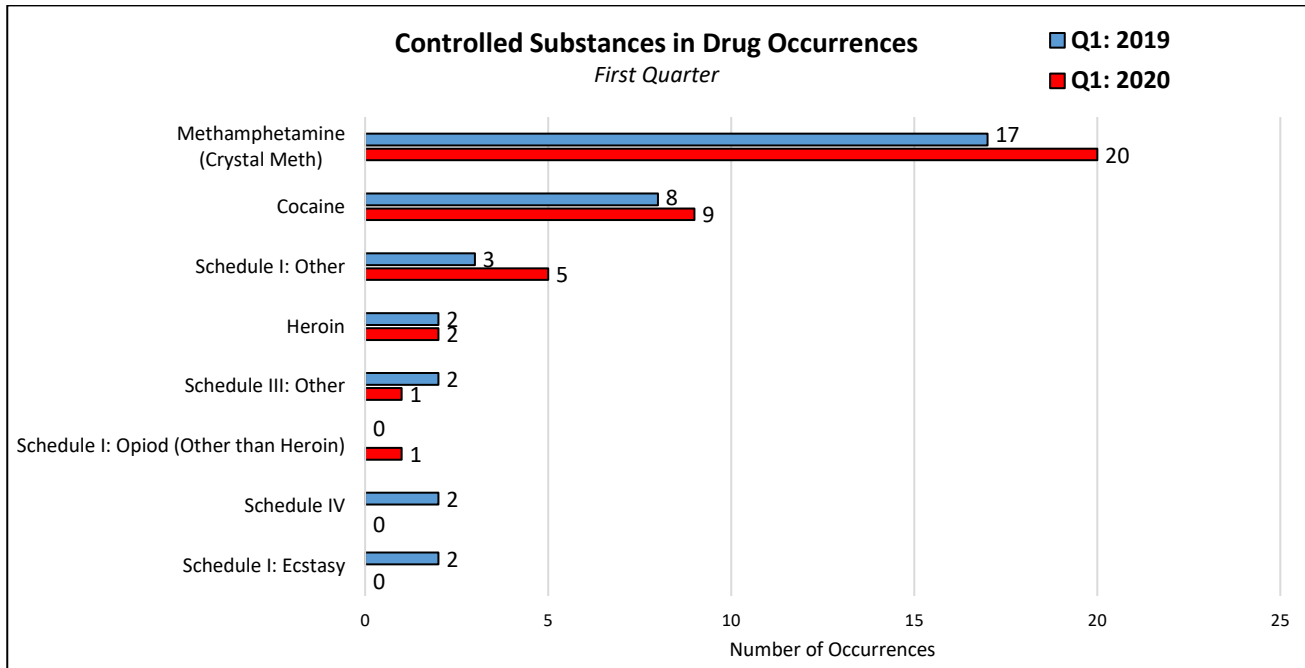
The first quarter of 2020 saw a slight 3% increase in the total number of drug occurrences, compared to Q1: 2019 (35 and 34 occurrences, respectively).



Compared to Q1: 2019, there was a no change in the number of drug trafficking occurrences in Q1: 2020.



Methamphetamine (Crystal Meth) continues to be the most commonly seized drug in St. Albert’s trafficking/possession investigations. In Q1: 2020, there were 20 occurrences in which meth was seized – an 18% increase compared to Q1: 2019 (17 occurrences).



## 2. Enhance Public Confidence and Engagement

### OBJECTIVE

Work in partnership with the St. Albert Policing Committee, social agencies, schools, and the community to reduce crime and increase trust and confidence in policing.

### OUTCOMES

- Increased community engagement and information sharing
- Increased drug awareness
- Increased visibility in schools and increased school zone enforcement

### TARGET MEASURES

- Tracking of police/public consultations
- Tracking of police/public connections
- Increased reporting to showcase proactive and re-active police efforts.

### INITIATIVES

Increased opportunity for the St. Albert RCMP to connect and engage with the public. RCMP pro-active initiatives will include vehicle, bike, cart and foot patrol to facilitate opportunity for conversation with all demographics of our population.

- Opportunities created to formally discuss an issue with community members. Opportunities would include Policing committee meetings, RCMP Town Hall meetings, and attendance at city social agencies.
- Engagement will include reporting on school presence and enforcement of school zones. Also presentations completed to address emerging crime trends such as drug use and fraud.
- Develop sources of information utilized to share police communication. Examples would include, media release, APP, Quarterly Reports, Annual Report and School Report.

## PERFORMANCE MEASURES AND ANALYSIS

Due to the COVID-19 Pandemic, all schools, community events and social gatherings were cancelled in compliance of Alberta Health Services recommendations. This impacted the proactive opportunity for police to meet personally with citizens. Fraud offences reduced in Q1: 2020 to 69 from 74 in Q1: 2020.

Emerging trends associated to COVID-19 Pandemic and citizen inquiries, resulted in a reactive policing model that included weekly meetings, discussions, and reporting with the city of St. Albert Mayor and Council, city of St. Albert administration, the city of St. Albert Emergency Operations Center, Municipal Bylaw Enforcement, and RCMP Central Alberta District. Meetings with community partners was maintained via telecommunications and through emails.

Additionally, The St. Albert RCMP disseminated 15 media releases during Q1: 2020. These media releases focused on educating the public about safe guarding property (i.e., reminding bicycle owners to lock up bicycles), tips for securing closed businesses, advising citizens of crime trends (i.e., theft from motor vehicles) and disseminating reminders about the importance of removing valuables, locking their vehicles, and getting into the #9PMRoutine. Media releases also asked the public for assistance in identifying suspects for investigators and notified residents of recent arrests of offenders charged with property crimes and drug offences. This included how hot spot patrolling led to the arrest of two individuals caught taking a vehicle without the consent of the owner and being in possession of a firearm, machete, Molotov cocktails, drug paraphernalia, and possession of illegal drugs. All of the media releases can be found on the City of St. Albert's website in the [RCMP News section](#).

### 3. Accountability to Stakeholders

#### OBJECTIVE

Enhance road and citizen safety.

#### OUTCOMES

- Increased visibility on major roadways and in neighbourhoods
- Increased traffic enforcement
- Decreased collisions

#### TARGET MEASURES

- Track number of police/public interactions associated to violation ticket warnings and letters sent to registered owners.
- Decrease collisions by 10%

- Track number of MAS deployments, check stops and outcomes in relation to criminal code charges and suspensions.

## INITIATIVES

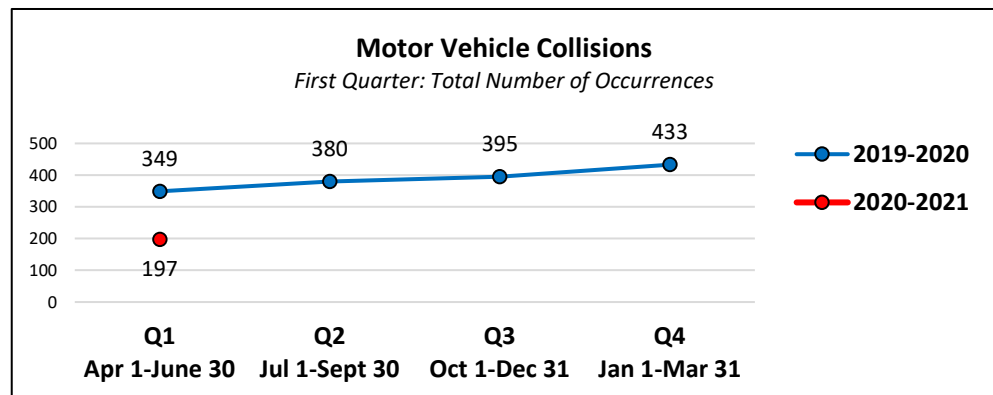
Traffic safety remains a priority for the St. Albert RCMP. Accordingly, the St. Albert Traffic Services Unit has adopted the following initiatives in order to meet their 2020-2021 fiscal target measures:

- Increased check stops in arterial and residential neighbourhood.
- Increased Mandatory Alcohol Screening (MAS) deployments and outcomes to address impaired alcohol/drug concerns.
- Increased enforcement and education regarding distracted driving, speeding, seatbelts and intersection related offences.

## PERFORMANCE MEASURES AND ANALYSIS

The RCMP continues to support City initiatives to reduce motor vehicle collisions. The St. Albert RCMP's proactive traffic safety efforts in the first quarter of 2020 were impacted by the COVID-10 pandemic response, the members assigned to the proactive traffic unit were re-assigned to meet operational requirements.

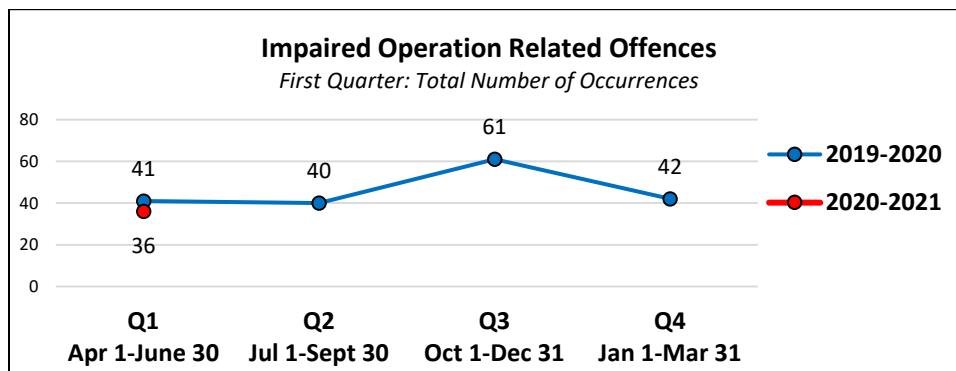
In the first quarter of 2020, the total number of reported traffic collisions decreased by 44% compared to Q1: 2019. Q1: 2020 had 14 injury collisions and Q1:2019 reported 44.



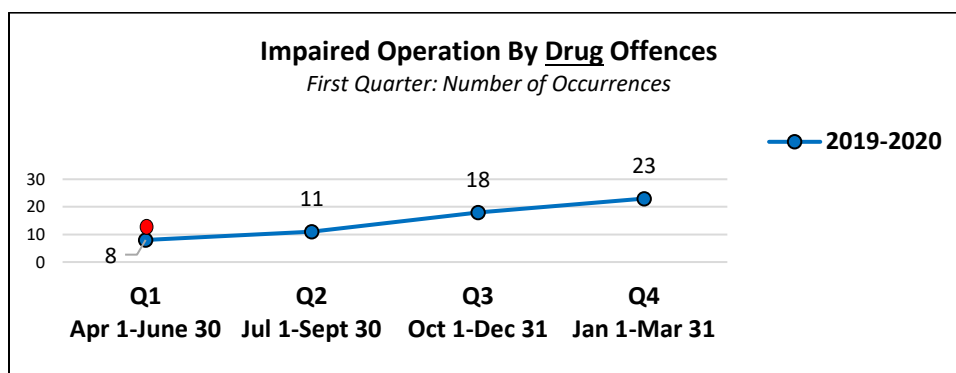
Multiple variables influence collisions

beyond the scope of education and enforcement (i.e., weather related events). However, as mentioned previously, Q1: 2020 was directly affected by the COVID-19 lockdown. With schools, businesses, and city services shut down and many citizens working from home, there was much less traffic on the roadways in the first quarter of 2020. Therefore, it is believed that this decrease in motorists influenced the number of collisions.





Although the number of reported impaired operations by drug offences increased slightly Q1: 2020 showing 11 and Q1: 2019 had 11.



## GENERAL DETACHMENT UPDATES

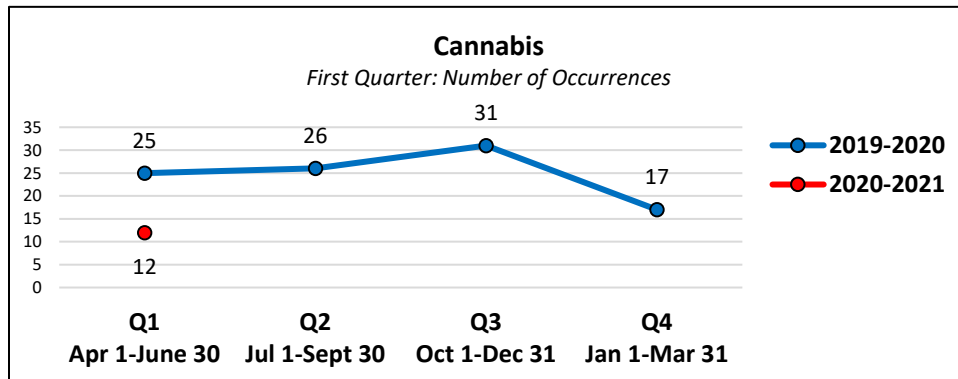
### Calls for Service

The RCMP received 3,592 calls for service with 3,338 occurrences opened in the first quarter of 2020. Of these opened occurrences, 873 were criminal code offences. During the first quarter of 2019, the RCMP received 5,891 calls for service with 5,540 occurrences opened and 1,176 of these matters criminal code offences. Thus, Q1: 2020 saw a 39% decrease in total calls for service and a 26% decrease in criminal code matters

### Emerging Trends

#### Cannabis

In Q1: 2020, there were 12 reported cannabis-related files – a 52% decrease compared to Q1: 2019 which had 25 reported occurrences. Of these 12 occurrences in Q1: 2020, only one was related to Municipal Bylaws. With the legalization of cannabis edibles, extracts and topical in Canada on October 17<sup>th</sup>, 2019, all cannabis-related files will continue to be closely monitored during the 2020-21 fiscal year.



## COVID-19 Pandemic

In the first quarter of 2020, the St. Albert received 40 calls for service related to the COVID-19 pandemic. The majority of these calls were quarantine compliance checks or concerned citizens who had observed people not following physical distancing measures.

Emergency trends noted in this quarter were;

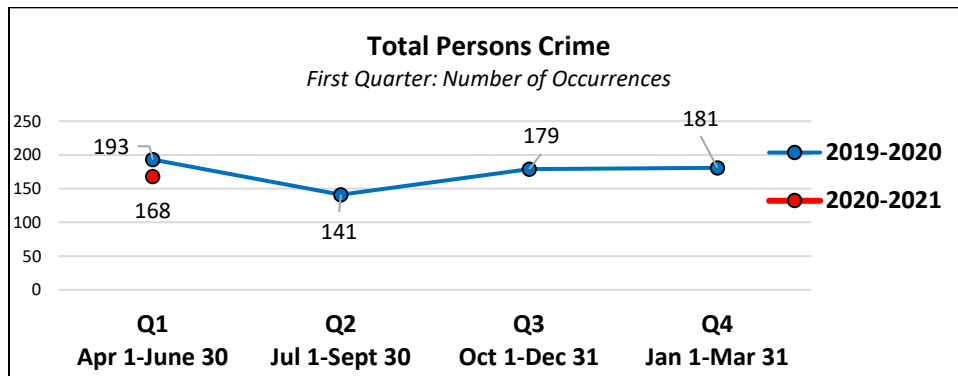
- An increase in mental health calls for service (99 in Q1:2020 with 95 in Q1:2019). A review of Mental Health Calls for service is being completed in Q2:2020, to identify and understand continued service delivery needs;
- Child Welfare Act (16 in Q1:2020 and 14 in Q2:2019) connections were maintained with the schools, city partners, and provincial services to identify gaps in service delivery due to loss of personal connection and evaluate plans for continued needs in supporting this vulnerable population;
- Coroners Act for non-suspicious deaths (17 in Q1: 2020 and 7 in Q1:2019); continuation of monitoring occurrences and continued investigation;
- Domestic violence (176 in Q1:2020 and 145 in Q1:2019). In Q1: 2020, there were 88 assaults with 29 (or 33%) related to domestic violence and 11 of these files led to charges being laid. This is a 21% increase compared to Q1: 2019, which had 145 calls for service related to domestic violence.
- Commercial break and enters have also been closely monitored during the COVID-19 pandemic. Since most businesses were closed, it was believed it would create greater opportunities for offenders to break in. Businesses were patrolled during suppression patrols as a proactive measure to reduce crime. Q1: 2020 showed a 61% decrease (6 occurrences) compared to Q1: 2019 (15 occurrences).

Continued monitoring of these occurrences is continuing into Q2:2020, to address public interest and community safety.

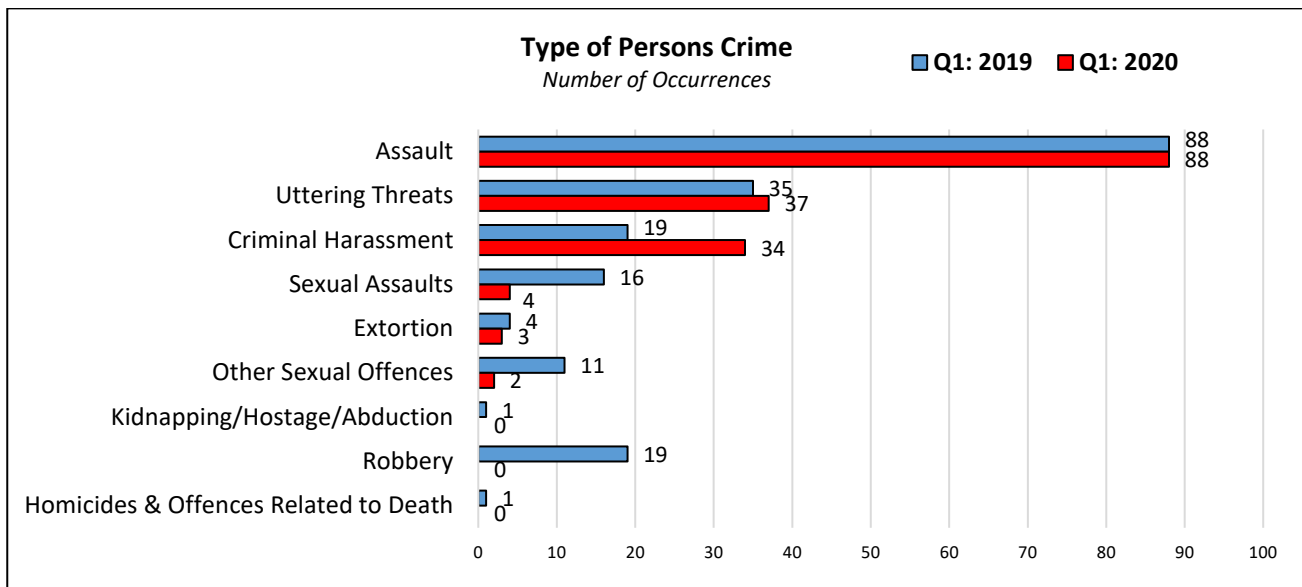
During the Pandemic, the RCMP Detachment developed and implemented new procedures to address the closure of our front counter, created opportunity for online reporting and developed new protocol and procedures to promote employee safety.

## Crimes Against Persons

In the first quarter of 2020, St. Albert saw a decrease of 13% in the total number of Persons Crimes compared to the first quarter in 2019 (168 and 193 occurrences respectively).



Almost all of the categories within person crimes had a decrease in the number of occurrences. However, criminal harassment and uttering threats both saw increases. Compared to Q1: 2019, the first quarter of 2020 had a 79% increase in criminal harassment occurrences and a 6% increase in uttering threats files.



## Detachment Resources

Detachment resources fluctuated due to transfers, secondments, illness, and training. Like all businesses the RCMP operational and administrative resources were impacted by COVID -19 and when appropriate employees were encouraged to work from home and follow Alberta Health Services guidelines. Therefore, operational and administrative resources fluctuated in compliance to recommendations and required accommodations of the employee. At the end of Q4 the RCMP had 64 members actively serving the community and 57 at the end of Q1:2020. Members have been identified to backfill vacancies and are currently in the transfer process.

# APPENDIX A

The following table illustrates St. Albert's first quarter crime statistics over a 5-year period.<sup>1</sup>

## St Albert Municipal Detachment Crime Statistics (Actual) Q1: 2016 - 2020

All categories contain "Attempted" and/or "Completed"

Monday, July 6, 2020

CATEGORY	Trend	2016	2017	2018	2019	2020	% Change 2016 - 2020	% Change 2019 - 2020	Avg File +/- per Year
Homicides & Offences Related to Death		3	0	1	0	0	-100%	N/A	-0.6
Robbery		3	5	5	19	0	-100%	-100%	0.8
Sexual Assaults		8	10	7	16	4	-50%	-75%	-0.2
Other Sexual Offences		6	9	4	11	2	-67%	-82%	-0.6
Assault		103	121	84	88	88	-15%	0%	-6.3
Kidnapping/Hostage/Abduction		1	4	0	1	0	-100%	-100%	-0.5
Extortion		0	0	2	4	3	N/A	-25%	1.0
Criminal Harassment		15	37	28	19	34	127%	79%	2.0
Uttering Threats		36	55	40	35	37	3%	6%	-1.8
<b>TOTAL PERSONS</b>		<b>175</b>	<b>241</b>	<b>171</b>	<b>193</b>	<b>168</b>	<b>-4%</b>	<b>-13%</b>	<b>-6.2</b>
Break & Enter		65	61	67	60	38	\	-37%	-5.5
Theft of Motor Vehicle		40	35	28	31	29	-28%	-6%	-2.6
Theft Over \$5,000		9	9	12	8	4	-56%	-50%	-1.1
Theft Under \$5,000		357	335	286	314	216	-39%	-31%	-30.3
Possn Stn Goods		16	11	30	37	15	-6%	-59%	2.4
Fraud		59	54	78	68	63	7%	-7%	2.2
Arson		2	1	2	2	1	-50%	-50%	-0.1
Mischief To Property		229	277	220	239	206	-10%	-14%	-8.4
<b>TOTAL PROPERTY</b>		<b>777</b>	<b>783</b>	<b>723</b>	<b>759</b>	<b>572</b>	<b>-26%</b>	<b>-25%</b>	<b>-43.4</b>
Offensive Weapons		7	9	9	10	7	0%	-30%	0.1
Disturbing the peace		69	73	44	99	50	-28%	-49%	-1.2
Fail to Comply & Breaches		48	93	91	88	38	-21%	-57%	-2.5
<b>OTHER CRIMINAL CODE</b>		42	44	40	27	38	-10%	41%	-2.5
<b>TOTAL OTHER CRIMINAL CODE</b>		<b>166</b>	<b>219</b>	<b>184</b>	<b>224</b>	<b>133</b>	<b>-20%</b>	<b>-41%</b>	<b>-6.1</b>
<b>TOTAL CRIMINAL CODE</b>		<b>1,118</b>	<b>1,243</b>	<b>1,078</b>	<b>1,176</b>	<b>873</b>	<b>-22%</b>	<b>-26%</b>	<b>-55.7</b>
Fatals		0	1	0	0	0	N/A	N/A	-0.1
Injury MVC		51	40	62	56	11	-78%	-80%	-6.4
Property Damage MVC (Reportable)		298	309	331	273	170	-43%	-38%	-29.2
Property Damage MVC (Non Reportable)		30	18	24	20	16	-47%	-20%	-2.6
<b>TOTAL MVC</b>		<b>379</b>	<b>368</b>	<b>417</b>	<b>349</b>	<b>197</b>	<b>-48%</b>	<b>-44%</b>	<b>-38.3</b>

<sup>1</sup> The statistics provided in this report are compiled by the "K" Division Corporate Client services. As investigations proceed or are concluded, the statistical scoring is amended to reflect the most accurate categorization at the time which can lead to minor differences in the stats throughout the year.