



BeWasteWise
Colouring and Activity Book

Wiser the Minimizer

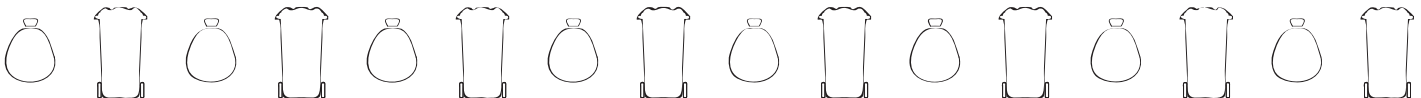
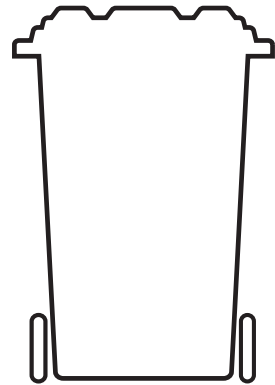



Did you know...

When you put a banana peel or leaves into the Green Organics Cart, it will break down and be turned into compost. Compost is yummy food for plants and gardens.

Below is a list of items that you can put into the Green Organics Cart. How many of them can you draw?

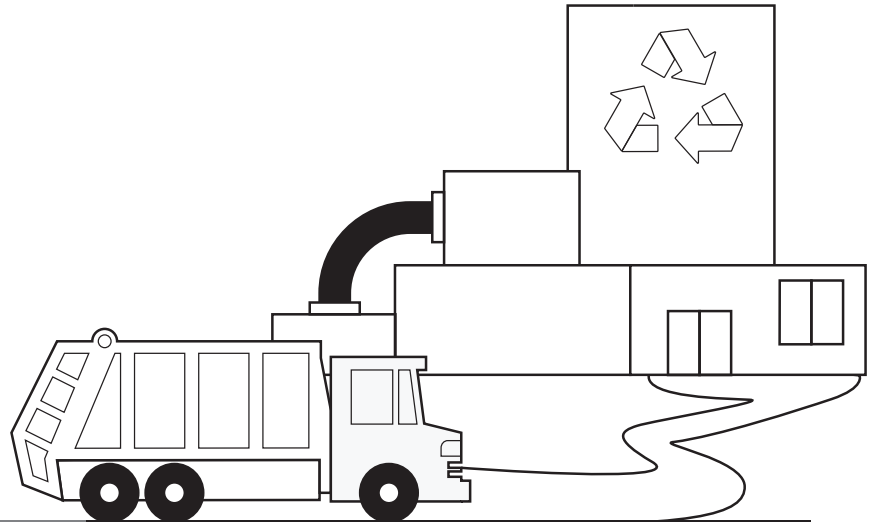
- Baked Goods
- Cooking Oil (cooled)
- Eggs & Dairy Products
- Fish & Seafood
- Flowers
- Fruits & Vegetables
- Grass Clippings
- Leaves
- Meat, Poultry & Bones
- Napkins
- Paper Coffee Filters
- Paper Towels
- Pasta & Grains
- Plants
- Salad
- Soiled & Greasy Pizza Boxes
- Tea Bags






When something is recycled, it is made into something new!

Here is what happens to a soup can when you put it
inside the Blue Recycling Bag.



2 Blue Recycling Bags are picked up by the recycling
truck and brought to the Recycling Centre.


1 Recyclable items go in the
Blue Recycling Bag.

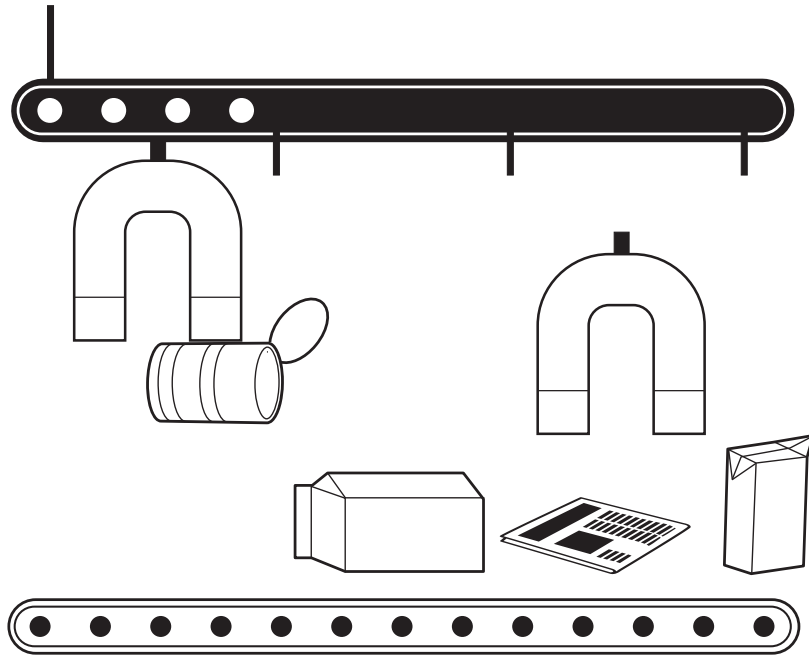


5 Bales are sent to companies to be made into new
things like containers, car and bike parts or steel beams.

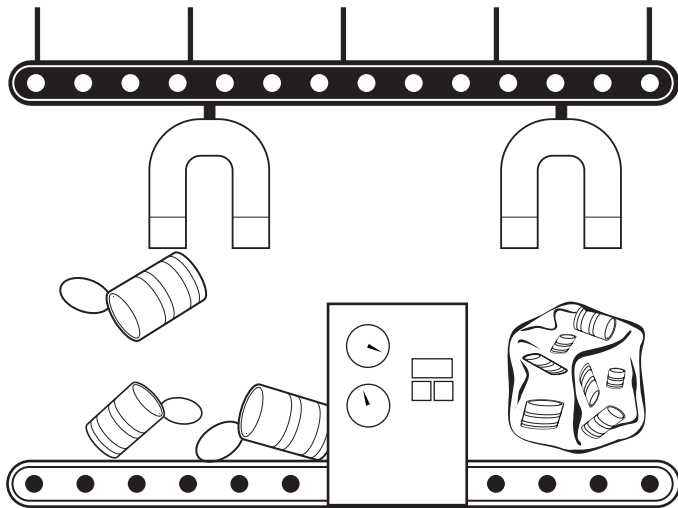


3

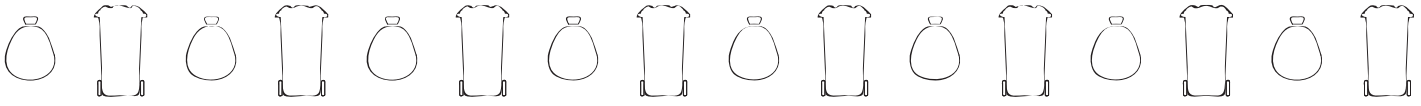


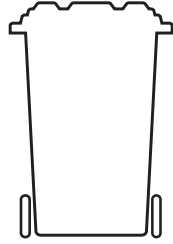


3 Inside, recyclables move along conveyor belts and are sorted. Metal items are separated by large magnets.



4 When all the metals are together, a baler squishes them into a large cube. This takes out all the air. Then it is ready to be shipped.

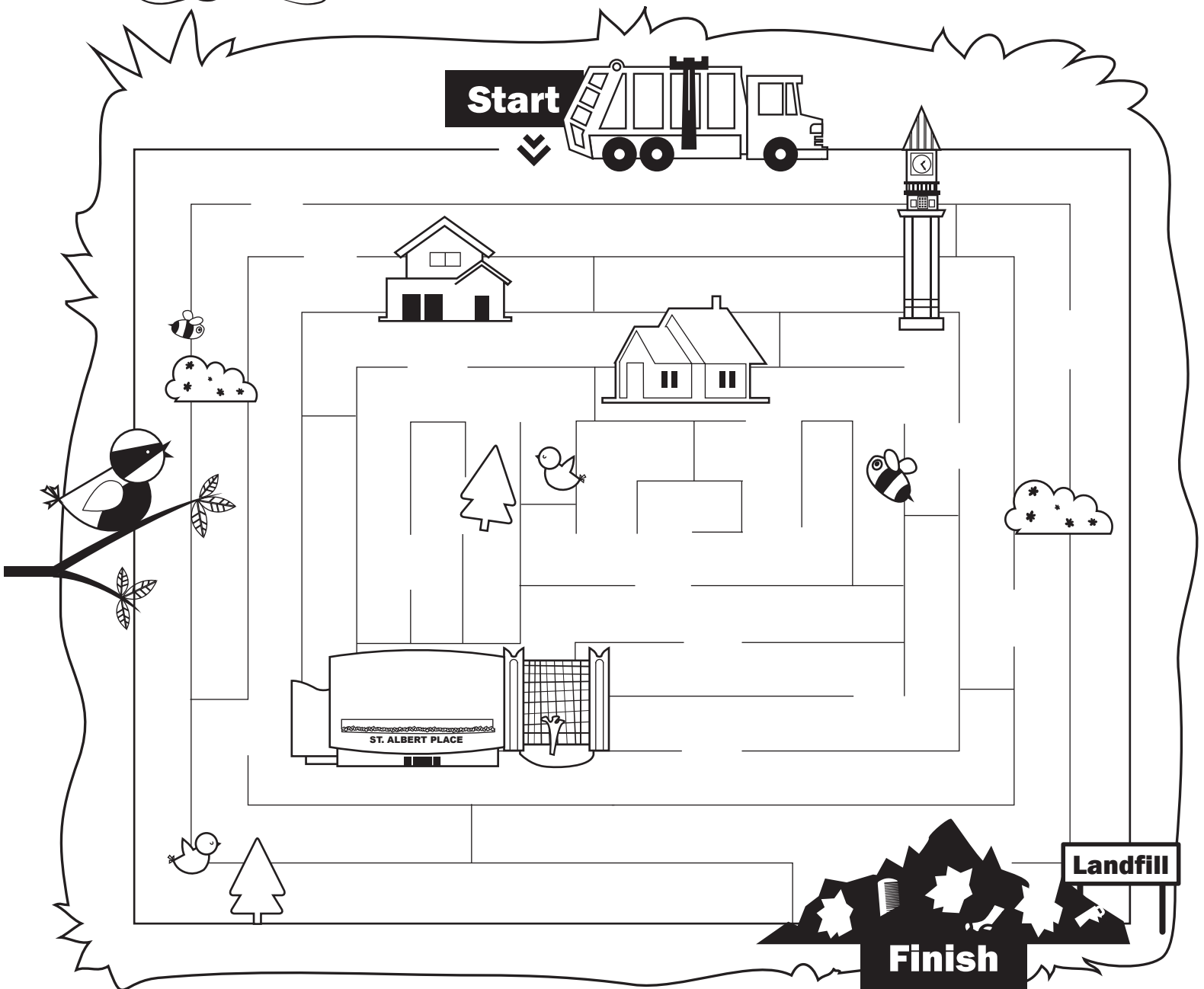




Did you know...

The items you put inside the Brown Garbage Cart go to a landfill? A landfill is a place where garbage is taken to be buried. What do you think happens to garbage when it is buried in the landfill?

Can you find the right route the garbage truck must take to get to the landfill?



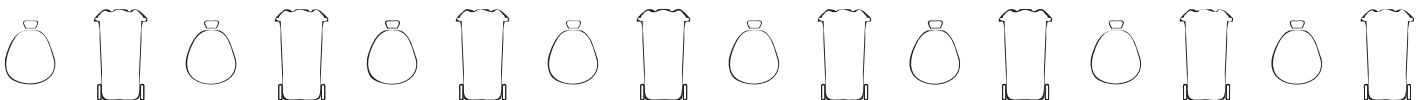



Household Hazardous Waste

Household hazardous waste are things that are not safe for the landfill or the environment. Examples include batteries, electronics, motor oil and paint.

Household hazardous waste needs to be disposed of safely. Never pour hazardous waste down the drain or into sewers.

Colour in the items that you think should go to the Mike Mitchell Recycling Depot to be disposed of safely.





Curb Your Cart

Do you know how to set out your waste for collection? It is important to follow the steps to ensure the truck can pick up your Green Organics Cart and Brown Garbage Cart safely.

Unscramble the letters to solve the puzzle.

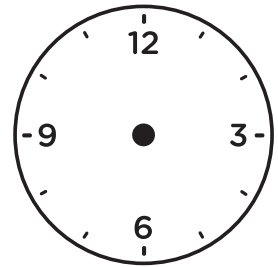
Step 1




_____ **IT!**

Carts should be on the street with the wheels against the curb. All carts and blue bags must be out by 7 a.m. on collection day.

Draw the arms of the clock to show 7 o'clock.



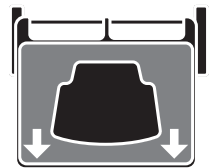
Step 2



_____ **IT!**

Arrows should point to the centre of the road.

Draw a line to show where the road is.



Step 3



_____ **IT!**

Give at least an arm's length (1 m) of space on all sides of the cart.

Draw a cart where the next cart should go.







Are You Waste Wise?

Try the following quiz and see!

Give yourself 1 point for Yes and 0 points for No.



1. I bring my lunch in reusable containers.

- YES
- NO

2. I try to take only what I can eat, so I don't waste food.

- YES
- NO

3. I use reusable bags when shopping.

- YES
- NO

4. When I outgrow my clothes, I share them with someone else.

- YES
- NO

5. I write on both sides of paper, before putting it in the Blue Recycling Bag.

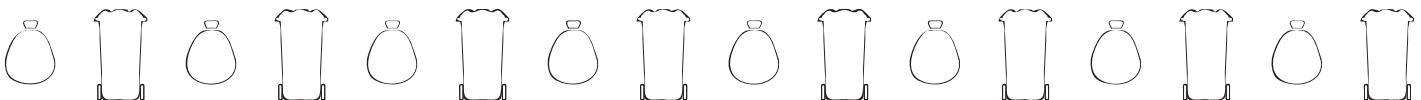

- YES
- NO

6. I bring old batteries and electronics to the Mike Mitchell Recycling Depot.

- YES
- NO

Total Points

- 0 to 2 - **Not bad!** Give being Waste Wise a try!
- 3 to 4 - **Good job!** Keep up the good work!
- 5 to 6 - **Awesome!** You're Waste Wise!





Waste Word Search

Search for the list of waste words in the puzzle. The words can go forwards, backwards, diagonally up or down. Some may even overlap!

When you find a word, circle it in the puzzle and then cross it off your list.

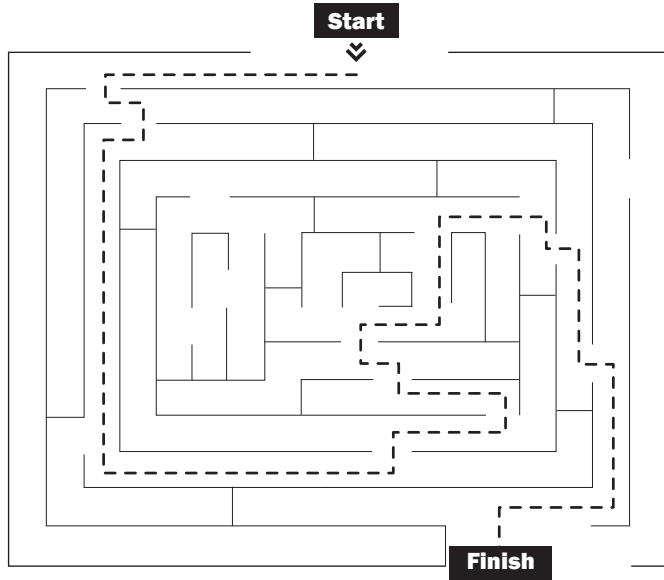
- Compost
- Environment
- Garbage
- Hazardous
- Landfill
- Litter
- Organics
- Pollution
- Reduce
- Reuse
- Recycle
- Waste

D	G	F	D	O	D	Y	W	C	T	E	F	C	U	F
Q	W	J	E	C	U	D	E	R	N	G	L	Z	Z	H
M	R	L	I	L	C	K	S	V	I	A	J	K	K	Z
G	E	I	L	E	A	O	I	Z	W	B	W	Q	H	X
A	C	T	F	D	S	R	M	I	Q	R	R	I	V	L
J	Y	T	D	M	O	U	D	P	D	A	B	R	L	N
W	C	E	O	N	E	H	E	J	O	G	M	I	C	U
Z	L	R	M	T	E	A	R	R	V	S	F	O	F	T
X	E	E	S	P	B	Z	N	H	H	D	T	R	R	R
Z	N	A	C	Z	I	A	Y	C	N	U	G	G	L	Y
T	W	L	T	X	N	R	J	A	W	G	T	A	P	N
Y	X	V	G	S	W	D	L	Z	C	H	B	N	J	J
U	Z	S	U	M	M	O	D	K	S	M	V	I	X	A
S	M	P	O	L	L	U	T	I	O	N	A	C	F	Z
J	R	Z	K	K	V	S	B	T	W	T	O	S	G	M



Answer Key


Page 2





Page 6



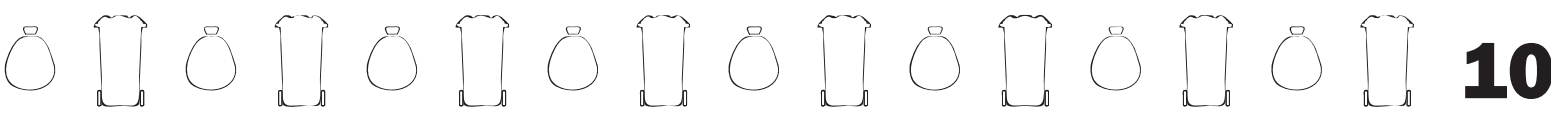

Page 7

Step 1 P A R K **IT!** 

Step 2 P O I N T **IT!** 

Step 3 S P A C E **IT!** 

Page 9





BeWasteWise

For more information about the
City of St. Albert's waste and diversion programs,
visit **stalbert.ca/waste**

Please recycle me when you are done!