

August 10, 2023

Inspector Ryan Comaniuk
Detachment Commander
St. Albert, Alberta

Dear Mayor Heron,

Please find the quarterly Community Policing Report attached that covers the April 1st to June 30th, 2023 reporting period. The attached report outlines a quarterly snapshot of the human resources, financial data and crime statistics for the St. Albert Municipal RCMP.

As part of the Alberta RCMP's ongoing priority to ensure public safety, encouraging citizens to report all crimes plays a vital role in building community well-being. We recognize that non-urgent crimes such as minor thefts and property crime may go unreported due to various reasons such as perceived insignificance or fear of inconvenience. Thus, the Alberta RCMP continues to engage citizens on the importance of reporting non-urgent crimes to help us optimize our crime prevention efforts.

To help facilitate this, we have made reporting of non-urgent crime easier through the Alberta RCMP APP (available as a free download on the [Apple App Store](#) or [Google Play](#)). Online crime reporting offers a convenient way for citizens to report non-emergent crime to Alberta RCMP from their computer or smartphone without having to phone or visit the police detachment.


An informed community is a safer community. Here are some reasons why online reporting of non-urgent crimes matters:

- Alberta RCMP police officers in the Call Back Unit are responsible for investigating online crime reports, thus reducing the need for frontline police officers to respond. Encouraging the public to use online crime reporting gives the Detachment frontline officers an opportunity to spend more of their time for proactive policing activities in the community.
- Non-urgent online crime reporting also has the potential to reduce those same non-urgent phone calls to our 911 Operators (OCCS) and Detachment Staff.



- The Alberta RCMP encourages citizens to report every crime to allow us to leverage reliable data to identify patterns and trends in criminal activities in our communities. We also use this intelligence to distribute our resources strategically and ensure that our police officers are deployed where they are most needed.

Thank you for your ongoing support and continued guidance in ensuring that we are consistently meeting your community's evolving policing needs. As the Chief of Police for your community, I invite you to contact me should you have any questions or concerns.


Inspector Ryan Comaniuk
Detachment Commander
St. Albert Municipal RCMP-GRC



RCMP Municipal Policing Report

Detachment	St. Albert Municipal RCMP
Detachment Commander	Inspector Ryan Comaniuk
Quarter	Q1
Date of Report	August 10, 2023

Community Consultations

Date	2023-06-04
Meeting Type	Community Connection
Topics Discussed	Crime Reduction Initiatives
Notes/Comments	St. Albert Public Safety Event held in conjunction with the Children's Festival. CP/VS hosted a booth with Crime Prevention material, free gifts for kids. Alberta RCMP Recruiting and Community Policing in attendance along with static display by Alberta RCMP Air Services.




Community Priorities

Priority 1	Crime Reduction
Current Status & Results	<p>The Crime Reduction Unit (CRU) worked to develop suspects on rash of mailbox thefts and B&E's to vehicles. St. Albert CRU liaised with Fort Saskatchewan CRU to identify 2 suspects responsible for a B&E into a shop in St. Albert. The investigation led to charges and was successful. CRU followed up on the lead from a mailbox theft and stolen passports which was captured on CCTV at London Drugs which also led to charges.</p> <p>CRU worked closely with Canada Post and a Municipal Employee Analyst to launch Bait Mail project (BM). BM which was deployed in hot spot locations throughout city. CRU and ALERT initiated a vice-based project targeting "John's" resulting in 5 subjects charged.</p> <p>St. Albert CRU partnered with Strathcona CRU & General Investigative Services to develop suspects in relation to an uptick of B&E's in both jurisdictions. Following surveillance and search warrants, a prolific offender was charged with multiple B&E's & theft.</p> <p>There is a project pending with the Auto Theft Unit that targets vehicle thefts in the city. Confidential Informant recruitment and sensitive expenditures continues to remain on track.</p>
Priority 2	Enhance Response, Outreach and Support for Seniors, Youth and Other Vulnerable Persons
Current Status & Results	<p>This quarter (Q1), officers began golf cart patrols in parks, trail systems, block parties and community events. Proactive patrols were made during Rainmaker, St. John Baptiste & Children's Festivals, Farmer's Market and Public Safety Open House which included an RCMP recruitment drive. Community Policing/Victim Services engaged with stakeholder's throughout Q1 including meetings with Mental Wellness Committee, SAM, COP AGM, St. Alberta Sexual and DV Working Group, Interagency Committee, VSU Board/Volunteer Meeting, VTRA x5, Elder Abuse Committee, Fraud Prevention x4 (St. Albert (CP/VS) Sr's, Citadel Mews, StA Hospice Group & Legion), Scouts/Cubs. CP/VS completed last of the "Social Skills" lesson plan with Grade 6 classes. In Q1, CP/VS met with Albert RCMP Diverse Community Engagement Unit to set up working group and quarterly meetings.</p>
Priority 3	Address Ongoing or Repetitive Domestic Violence
Current Status & Results	<p>The Domestic Violence Action Team attended a meeting with the Domestic Violence Response Committee. There were discussions pertaining to digital/online safety, increase of referrals for support services, update on Jessie's House and an educational session in relation to head injury/choked victims.</p> <p>We promoted sending out the safety planning packages when reviewing all Domestic Violence files. A proposal was discussed for educational slide input on the weekly muster meetings for watch members to reference the Domestic Violence Folder resource information. Ongoing communication with CFS regarding multiple high risk victims and the concerns for the children being exposed to domestic violence. Information collected on Clare's Law "Right To Know" and application submitted. Clare's Law disclosure completed</p>



[REDACTED] for multiple clients. Discussed repeat DV offenders with Crown to come up with a future plan where all partners are working together for better efficiency. Consulted with ERC about the process for restraining orders.



Crime Statistics¹

The following table provides policing statistics on actual offences within the periods listed. Please see Appendix for additional information and a five-year comparison.

Category	April - June			January - December		
	2022	2023	% Change Year-over-Year	2021	2022	% Change Year-over-Year
Total Criminal Code	1,191	1,204	1%	3,763	4,161	11%
<i>Persons Crime</i>	223	260	17%	816	853	5%
<i>Property Crime</i>	768	773	1%	2,251	2,631	17%
<i>Other Criminal Code</i>	200	171	-15%	696	677	-3%
Traffic Offences						
<i>Criminal Code Traffic</i>	39	36	-8%	142	130	-8%
<i>Provincial Code Traffic</i>	928	1,014	9%	4,741	3,634	-23%
<i>Other Traffic</i>	4	3	-25%	7	28	300%
CDSA Offences	23	17	-26%	101	72	-29%
Other Federal Acts	36	21	-42%	140	101	-28%
Other Provincial Acts	361	373	3%	1,512	1,283	-15%
Municipal By-Laws	108	133	23%	576	362	-37%
Motor Vehicle Collisions	308	418	36%	1,314	1,589	21%

¹ Data extracted from a live database (PROS) and is subject to change over time.

Trends/Points of Interest

Annual Crime Severity Index (CSI) report was released on July 27th from Statistics Canada. The National CSI increased for the second consecutive year, up 4% in 2022.

The City of St. Albert's 2022 CSI value was 56.9. This is an increase of 7.2% when compared to the newly revised 2021 CSI value of 53.1

The largest driver to the increase in CSI from 2021 to 2022 was an increase in break & enter offences. The other primary drivers behind the increase include theft of motor vehicle and mischief to property.

2022 motor vehicle collisions were up 21% compared to 2021. The other trend of interest is a 17% increase in property crime from 2021 to 2022.



Municipal Overview: Human Resources²

Staffing Category	Established Positions	Working	Special Leave ³	Hard Vacancies ⁴	Revised Plan at Q1	2023 FTE Utilization Plan
Police Officers	70	58	12	4	65	65
Detachment Support						


² Data extracted on June 30, 2023 and is subject to change.

³ Once members are placed on "Special Leave" (eg. Maternity/paternity, medical >30 days, leave without pay, graduated return to work) they are not included in the FTE count and their pay is not charged directly to each location. However, any salary expenditures associated with these employees while on leave is included as an "indirect cost" and billed within the Divisional Administration rate, charged to all contracts.

⁴ Hard vacancies reflect positions that do not have an employee attached and need to be filled.

Comments

Police Officers: Of the 70 established positions, 55 officers are working with 12 on special leave (one Graduated Return to Work, two Parental, eight Medical, and one Leave without Pay). There are currently 3 hard vacancies which are awaiting backfills for a total vacancy rate of 21%.



Municipal Overview: Financial/O&M

Municipal Overview	Year to Date Expenditures ⁵	Revised Plan at Q1	2023/24 Financial Plan
Direct Costs			
Pay	1,694,010	8,220,000	8,220,000
Extra Duty Pay	121,121	686,000	686,000
Equipment	63,537	834,671	834,671
Training	1,424	268,576	268,576
Unit Operations and Maintenance	123,929	525,000	525,000
Commissionnaire (guarding)	12,971	54,000	54,000
Other	4,214	25,000	25,000
Total Direct Costs at 100%	2,021,202	10,613,247	10,613,247
Indirect Costs			
Total Indirect Costs at 100%	1,089,859	5,061,354	5,061,354
Total Costs Prior to Final Adjustments at 100%	3,111,061	15,674,601	15,674,601
Total Costs After Final Adjustments (at applicable cost share)	2,916,622	14,137,141	14,137,141

⁵ Includes expenditures up to June 30, 2023.

Comments

Note: We have adjusted the financial formatting for this report to better align with your monthly contract partner report.

The financial figures as identified above are in alignment with the recent Multi-Year Financial Plan and 2023/24 forecast, which has recently been distributed for signature.

Quarter 1 invoicing for the 2023/24 fiscal year as well as the 2023/24 reconciliation package, will be distributed no later than August 4th.

RCMP will continue to provide your community with monthly enhanced reporting to support ongoing forecast adjustments and potential invoice revisions. This increased reporting will support ongoing management of policing budgets, while also enhancing transparency and engagement with our partners.




Definitions

Municipal Overview: Human Resources

FTE Utilization	A full-time equivalent (FTE) employee is defined by the number of months in a fiscal year that a position is filled. The FTE utilization level refers to the total months filled for all positions within the detachment/unit.
2022/23 FTE Utilization Plan	This reflects the number of working FTEs planned to be in place for the fiscal year.
Revised Plan at Q1	This reflects any adjustments to the planned number of working FTEs, which may vary as hard and soft vacancies fluctuate throughout the year.

Municipal Overview: Financial/O&M

Year-To-Date (YTD) Expenditures	YTD expenditures reflect the actual expenditures within each category, as of the date of the report.
Revised Plan at Q1	This reflects any adjustments to the forecasted spending plan for the relevant category, which may vary as expenditures are realized throughout the year.
2023/24 Financial Plan	This reflects the target spending levels set for each category of expenditure, and the initial financial plan for the 2023/24 fiscal year.
Pay	Includes salary costs and associated allowances for police officers, civilian support, and Public Service Employee Pay, if applicable.
Extra Duty Pay	Includes direct overtime costs for police officers and (if applicable) Public Service Employees.
Operating and Maintenance	Reflects all unit operating costs, including items such as travel, fuel and vehicle repairs.
Commissionnaire Guarding	Reflects the costs of guarding prisoners within detachments.
Equipment	Includes expenditures for operational and technology equipment, police vehicles and the associated fit-up of those vehicles.
Other	This includes all remaining expenditures such as administration costs, secret expenditures and air services costs if applicable.
Direct Costs	This reflects billable costs for municipalities with populations over 15K that are specific to each detachment. They include unit-controlled costs related to overtime, travel, fuel, etc., as well as divisionally-controlled costs such as member pay, police vehicles, training, and so on.
Indirect Costs	This reflects the indirect costs associated to employees, including benefits, Canada Pension Plan and Employment Insurance rates. Also included within indirect costs are the division administration charges associated to core administration costs, special leaves and health services costs.
Total Costs Prior to Final Adjustments	Reflects total costs of all categories of expenditures prior to any adjustments at 100%



Municipal Overview: Financial/O&M

Total Costs After Final Adjustments	Reflects total costs of all categories of expenditures and any cost adjustments at the contract partner share.
--	---



St Albert Municipal Detachment Crime Statistics (Actual) Q1: April to June 2019 - 2023

All categories contain "Attempted" and/or "Completed"

July 4, 2023

CATEGORY	Trend	2019	2020	2021	2022	2023	% Change 2019 - 2023	% Change 2022 - 2023	Avg File +/- per Year
Offences Related to Death		0	0	0	0	0	N/A	N/A	0.0
Robbery		19	0	1	2	5	-74%	150%	-2.6
Sexual Assaults		16	6	11	15	14	-13%	-7%	0.5
Other Sexual Offences		11	3	6	10	14	27%	40%	1.3
Assault		88	90	83	110	114	30%	4%	7.2
Kidnapping/Hostage/Abduction		1	0	0	2	0	-100%	-100%	0.0
Extortion		4	3	1	4	9	125%	125%	1.1
Criminal Harassment		19	33	37	38	42	121%	11%	5.1
Uttering Threats		34	37	35	42	62	82%	48%	6.1
TOTAL PERSONS		192	172	174	223	260	35%	17%	18.7
Break & Enter		60	37	31	45	56	-7%	24%	0.0
Theft of Motor Vehicle		31	28	23	43	58	87%	35%	6.9
Theft Over \$5,000		8	5	6	12	9	13%	-25%	0.9
Theft Under \$5,000		314	210	218	314	346	10%	10%	16.8
Possn Stn Goods		39	19	21	23	33	-15%	43%	-0.8
Fraud		68	70	76	81	88	29%	9%	5.1
Arson		2	0	2	2	7	250%	250%	1.2
Mischief - Damage To Property		0	115	85	167	99	N/A	-41%	25.0
Mischief - Other		239	92	73	81	77	-68%	-5%	-33.5
TOTAL PROPERTY		761	576	535	768	773	2%	1%	21.6
Offensive Weapons		10	9	18	4	9	-10%	125%	-0.7
Disturbing the peace		99	51	52	87	76	-23%	-13%	-1.0
Fail to Comply & Breaches		88	45	48	79	60	-32%	-24%	-2.2
OTHER CRIMINAL CODE		29	36	28	30	26	-10%	-13%	-1.2
TOTAL OTHER CRIMINAL CODE		226	141	146	200	171	-24%	-15%	-5.1
TOTAL CRIMINAL CODE		1,179	889	855	1,191	1,204	2%	1%	35.2



Crime Statistics (Actual)

Q1: April to June 2019 - 2023

All categories contain "Attempted" and/or "Completed"

July 4, 2023

CATEGORY	Trend	2019	2020	2021	2022	2023	% Change 2019 - 2023	% Change 2022 - 2023	Avg File +/- per Year
Drug Enforcement - Production		0	0	1	0	0	N/A	N/A	0.0
Drug Enforcement - Possession		21	28	18	13	13	-38%	0%	-3.1
Drug Enforcement - Trafficking		15	11	9	9	4	-73%	-56%	-2.4
Drug Enforcement - Other		2	0	1	1	0	-100%	-100%	-0.3
Total Drugs		38	39	29	23	17	-55%	-26%	-5.8
Cannabis Enforcement		6	3	1	4	2	-67%	-50%	-0.7
Federal - General		7	12	7	9	2	-71%	-78%	-1.3
TOTAL FEDERAL		51	54	37	36	21	-59%	-42%	-7.8
Liquor Act		55	23	39	46	36	-35%	-22%	-1.5
Cannabis Act		8	8	9	8	6	-25%	-25%	-0.4
Mental Health Act		108	117	124	165	156	44%	-5%	14.4
Other Provincial Stats		88	167	253	142	175	99%	23%	14.9
Total Provincial Stats		259	315	425	361	373	44%	3%	27.4
Municipal By-laws Traffic		15	5	6	9	12	-20%	33%	-0.2
Municipal By-laws		103	156	170	99	121	17%	22%	-2.1
Total Municipal		118	161	176	108	133	13%	23%	-2.3
Fatals		0	0	0	0	0	N/A	N/A	0.0
Injury MVC		56	15	20	27	26	-54%	-4%	-4.8
Property Damage MVC (Reportable)		273	162	214	263	365	34%	39%	28.5
Property Damage MVC (Non Reportable)		20	17	29	18	27	35%	50%	1.5
TOTAL MVC		349	194	263	308	418	20%	36%	25.2
Roadside Suspension - Alcohol (Prov)		N/A	N/A	N/A	N/A	20	N/A	N/A	N/A
Roadside Suspension - Drugs (Prov)		N/A	N/A	N/A	N/A	1	N/A	N/A	N/A
Total Provincial Traffic		2,554	434	1,512	928	1,014	-60%	9%	-258.6
Other Traffic		18	7	2	4	3	-83%	-25%	-3.3
Criminal Code Traffic		42	43	37	39	36	-14%	-8%	-1.6
Common Police Activities									
False Alarms		90	68	52	58	94	4%	62%	-0.2
False/Abandoned 911 Call and 911 Act		74	50	39	37	46	-38%	24%	-6.9
Suspicious Person/Vehicle/Property		178	164	57	136	212	19%	56%	4.0
Persons Reported Missing		29	27	36	53	41	41%	-23%	5.0
Search Warrants		2	0	2	0	0	-100%	N/A	-0.4
Spousal Abuse - Survey Code (Reported)		145	177	155	184	163	12%	-11%	4.3
Form 10 (MHA) (Reported)		0	28	27	33	27	N/A	-18%	5.9