

ST. ALBERT RCMP

QUARTERLY REPORT

Q4 – 2019

January 1, 2020 to March 31, 2020



Completed by: Insp. Pamela ROBINSON

INTRODUCTION

The RCMP Quarterly Policing Report has been prepared to provide the St. Albert Police Committee, City Council, and the Community with an update on the status of policing in the City of St. Albert.

The Annual Performance Plan (APP) is used by RCMP Detachments across the country as a forum to build relationships and develop plans to ensure our service delivery meets community needs. The detachment presents the St. Albert Police Committee with a quarterly report to promote accountability and transparency in policing. It was developed in consultation with the City of St. Albert Policing Committee, with input from our residents, stakeholders, and community organizations to capture the needs and concerns of residents in our city.

ANNUAL POLICING PLAN PRIORITIES

From April 2019 to March 2020, this plan identifies a number of strategic priorities that are important to St. Albert residents and consistent with the policing priorities established by the Province of Alberta, the RCMP, and the Government of Canada. The St. Albert Policing Community identified citizen concerns as a need for increased visibility, crime reduction, and meaningful community engagement. In consultation with the Police Committee, the policing priorities for this year's APP cycle are as follows:

- Crime Reduction
- Community Policing
- Traffic Safety

This report provides the fourth quarter progress for 2019.

1. CRIME REDUCTION

OBJECTIVE

Reduce theft, theft from vehicles, break and enters, and drugs within the community.

OUTCOMES

- Increased crime prevention
- Increased enforcement of crime
- Increased citizen safety

TARGET MEASURES

- 10% reduction in property crimes
- 10% reduction in theft from motor vehicles
- 10 % reduction in break and enter occurrences
- 10% increase in drug trafficking offences

INITIATIVES

Public safety is a community responsibility. The St. Albert RCMP is committed to ensuring public safety is maintained in the City of St. Albert and will continue to increase public awareness and engagement through a number of activities and programs designed to reduce crime. When we connect with our community to

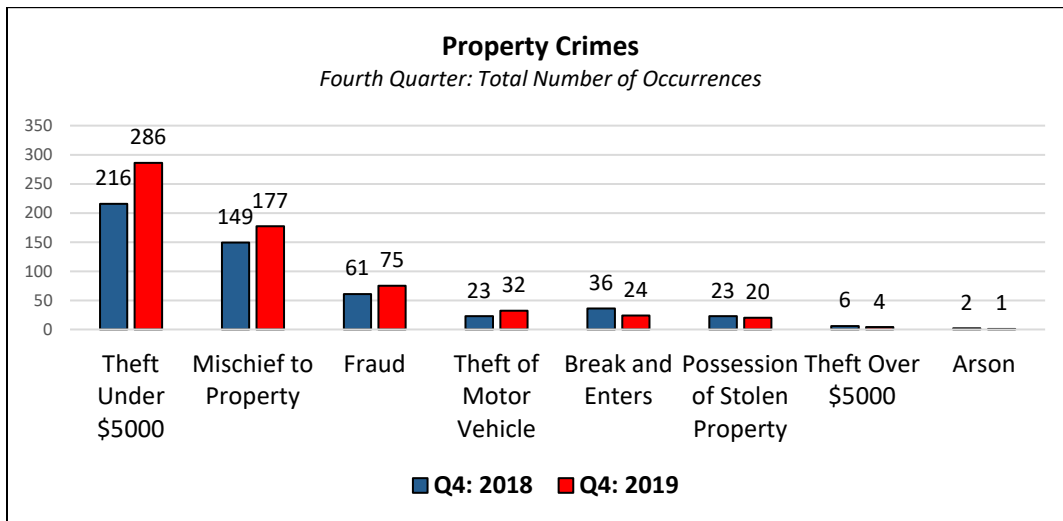
create awareness, identify opportunities for public education on crime reduction, and complete proactive enforcement, the RCMP expects to deter and mitigate property crimes and illegal drug activity.

- **Hot Spot Policing Statistical Analysis.** Hot spots, or areas within the city that have a higher concentration of crime, are determined by the St. Albert Crime Analyst after a statistical analysis has been conducted on type of crime, trends and geographic location. The information is shared daily. Armed with this information, members focus their pro-active patrols to hot spot areas. By focusing resources and policing activities, the RCMP aims to prevent crime through increased visibility, community engagement, and enforcement, resulting in an overall reduction of crime in our city.
- **Prolific Offender Management.** This initiative aims to improve public safety by focusing efforts on the most prolific offenders in St. Albert. By identifying and monitoring these offenders, understanding the issues that influence their criminal actions, and providing a mechanism to connect clients with appropriate supports, the St. Albert RCMP intends to reduce crime and reoffending rates. Through offender management and the strict enforcement of court-imposed conditions, the St. Albert RCMP also aims to improve offender accountability and promote community safety.
- **#9PMRoutine and Lock-It-Or-Loose-It.** Used by police agencies across North America, these campaigns educate our citizens by creating awareness and promoting accountable practices that can help prevent and deter crimes of opportunity. The #9PMRoutine aims to remind citizens to protect themselves and their property by participating in a nightly routine. The Lock-It-Or-Loose-It program is an ongoing detachment initiative designed to educate and encourage citizens to be diligent in securing their property. Both crime reduction strategies promote visibility, community engagement, and intelligence gathering through citizen consultation.
- **Crime Prevention through Environmental Design (CPTED) – Community Information Sessions.** CPTED promotes community safety by educating our citizens on how to influence the design and physical use of space surrounding our environment to reduce opportunities for crime and mitigate the fear of crimes associated to certain areas. This crime reduction strategy promotes police visibility, community engagement, and intelligence gathering through citizen consultation.
- **Disrupt and Dismantle Drug Trafficking.** Efforts will continue to impede drug trafficking in St. Albert. Source recruitment, collaboration with partnering agencies, community residents and intelligence led investigations will be a priority. In working with our citizens, the RCMP intends to promote community safety by proactively identifying offenders and criminal organizations that benefit from providing illegal and dangerous substances to our community.

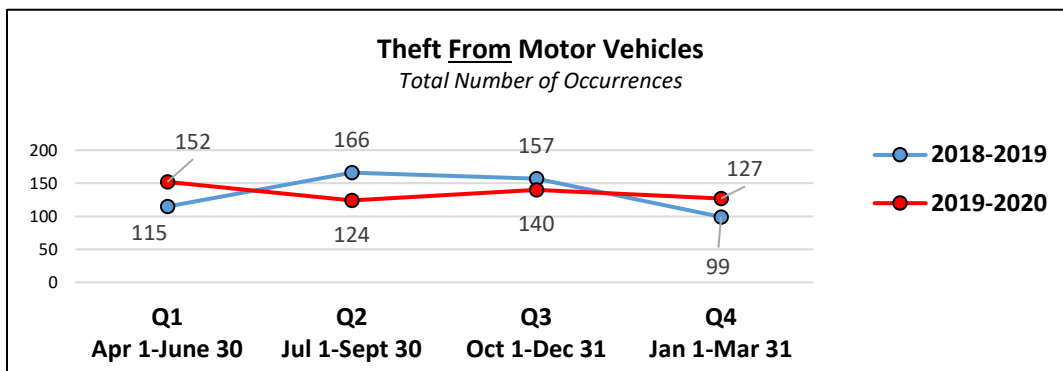
PERFORMANCE MEASURES AND ANALYSIS

PROPERTY CRIMES

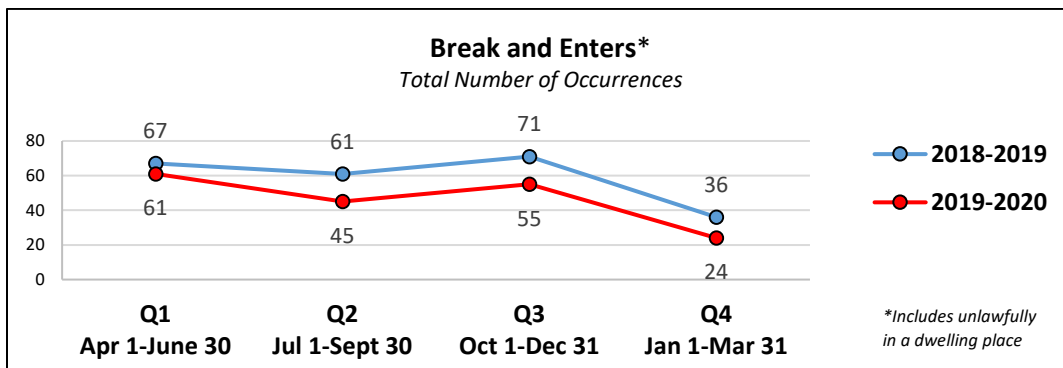
Overall, in Q4: 2019, there was an increase of 7% in the total number of property crimes when compared to Q4: 2018. In Q4: 2019, there were 619 reported property crimes, while Q4: 2018 had 516 offences. Of these offences, theft under \$5000 and mischief to property were the two most frequently reported crimes in the fourth quarter of 2019.



In the fourth quarter, emerging trends for thefts under included an increase in the number of theft from motor vehicles. For instance, compared to the fourth quarter of 2018, there was a 28% increase in thefts from motor vehicles.



Although Q4: 2019 saw an increase in the total number of reported property crimes (compared to Q4: 2018), the number of Break and Enters decreased by 33%.



During the fourth quarter of 2019, the Hot Spot Policing analysis continued to determine linkages between crime types and locations of interest. In this quarter, the analysis revealed the neighbourhoods of Grandin, Inglewood/Ironwood, Erin Ridge, Akinsdale, Deer Ridge/Dorchester and Lacombe Park were reporting more crime and disorder than other areas of St. Albert. As a result, the RCMP and neighbourhood partners conducted additional pro-active patrols and investigations in these neighbourhoods.

During the fourth quarter, intelligence-led policing and information sharing between multiple agencies assisted the St. Albert Crime Reduction Unit (CRU) in executing two additional search warrants for stolen property resulting in 13 Criminal Code charges being laid. The Crime Analyst continues to work closely with CRU and update them on emerging patterns and new crime trends occurring within the community. Daily monitoring and analysis combined with the frequent sharing of inter-agency information has assisted CRU in targeting certain areas and arresting property crime offenders.

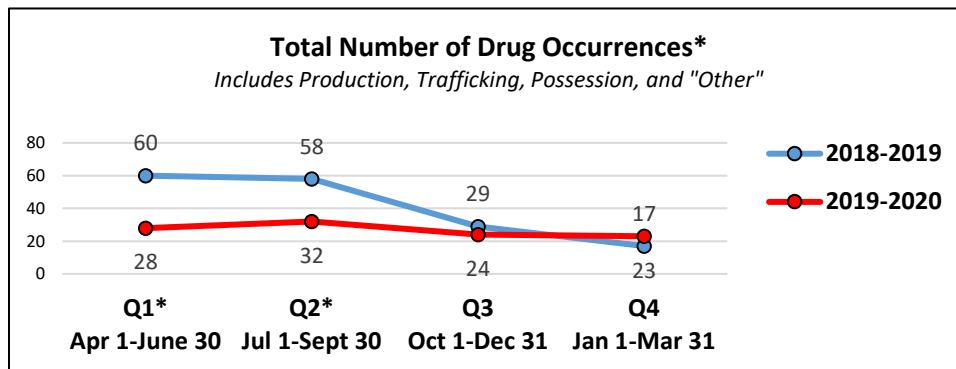
After conducting 39 offender checks in the fourth quarter of 2019, three more criminal code charges were laid as a result of these checks. A total of 249 checks were completed for the 2019-2020 fiscal year resulting in a total of 15 criminal code charges.

During the fourth quarter, the St. Albert Community Policing/Victim Services (CPVS) unit provided #9PMRoutine information to all attendees of the RCMP Townhall Meeting held in March. The #9PMRoutine initiative continued to be promoted on the City of St. Albert’s website, as well as through their social media platforms (Facebook and Twitter). As well, relevant media releases have had consistent messaging regarding the "Lock-it-or-Loose-It" and "#9PMRoutine."

In the final quarter of 2019, CPVS continued to liaise with property managers who oversee certified Crime Free Multi-Housing (CFMH) properties. Discussions focused on Crime Prevention through Environmental Design (CPTED) principles, ensuring the CFMH property is maintaining certain requirements of the program. For instance, confirming locks are functioning; adequate lighting for buildings, hallways, and parking lots; maintenance of snow removal in order to prevent obstructed sight lines, etc.

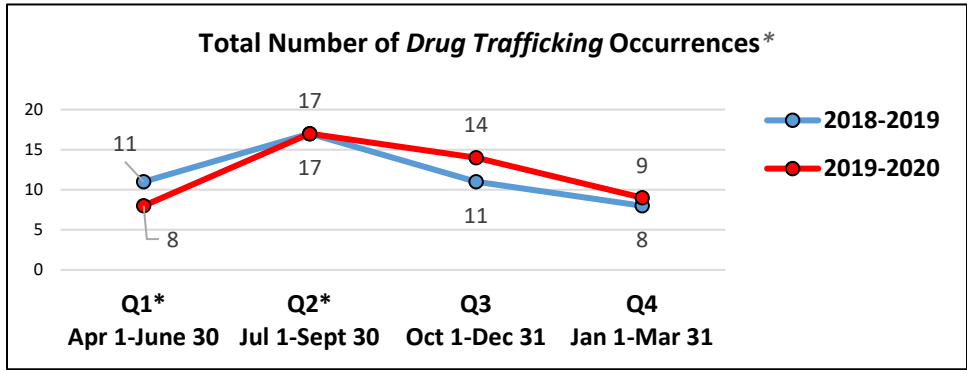
DRUG OFFENCES

The fourth quarter of 2019 saw a 35% decrease in the total number of drug occurrences when compared to Q4: 2018.



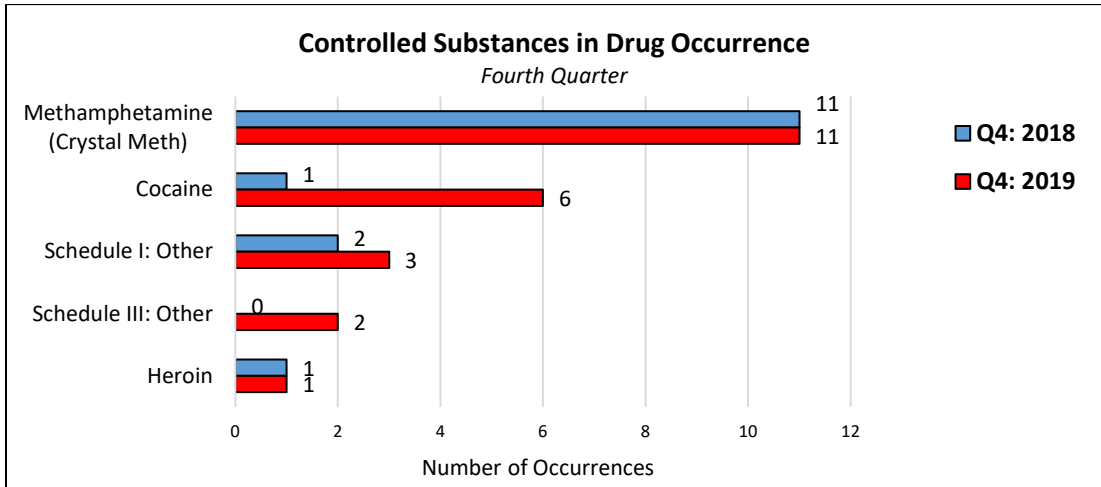
*Due to legalization, cannabis-related offences were only included in the total number of drug occurrences for Q1 and Q2

The number of trafficking charges stayed relatively the same with 47 occurrences reported in 2018-2019 and 48 reported in 2019-2020.



*Due to legalization, cannabis-related offences were only included in the total number of drug occurrences for Q1 and Q2 (2018-2019)

Methamphetamine (Crystal Meth) continues to be the most commonly seized drug in St. Albert’s trafficking/possession investigations. In both Q4: 2019 and 2018, there were 11 files involving meth. However, Q4: 2019 had a 13% decrease compared to Q3: 2019, which had 13 trafficking/possession files involving meth.



2. Community Policing

OBJECTIVE

Work in partnership with the St. Albert Policing Committee, social agencies, schools, and the community to reduce crime and increase trust and confidence in policing.

OUTCOMES TARGET MEASURES

- Increased partnerships and visibility in the community
- Focused community education & collaboration
- Visibility in schools with a focus on building relationships with youth
- Increased reporting of involvement in the Violent Threat Risk Analysis

- Increased information and education in the community

INITIATIVES

The St. Albert RCMP community policing initiatives were designed to promote visibility, establish trusting relationships, build capacity, and develop sustainable partnerships. For the 2019-2020 fiscal year, these initiatives include:

- **Increased Visibility and Connection to the Community.** Focused community education through media and member attendance in foot and vehicle patrols at community engagement events.
- **Violence Threat Risk Assessment (VTRA).** Continued support to schools and community agencies when VTRA situations arise and completing the writing and signing of the VTRA Protocol.
- **School Liaison/Youth Education.** With over 12,000 students in the St. Albert school system¹, regular visits and planned presentations to schools by CPVS members is an important component in drug awareness, internet safety, bullying, and the promotion of healthy choices (i.e., vaping and cannabis legislation).

PERFORMANCE MEASURES AND ANALYSIS

Up until the COVID-19 pandemic caused schools, community events, and social gatherings to be cancelled, the Community Policing/Victim Services (CPVS) unit continued to be visible within the community. During the fourth quarter, CPVS connected with residents and attended 7 community events and attended schools on 28 occasions. Participation at community events provided an opportunity for members to further promote the #9PMRoutine, Lock-It-Or-Loose-It initiatives, and CPTED best-practices within the community.

The St. Albert RCMP sent out regular public messaging during the fourth quarter, disseminating 22 media releases. These messages focused on educating the public about emerging crime trends (i.e., theft of catalytic converters), Fraud Prevention Month (March), the #9PMRoutine, safe guarding property, and assistance in identifying suspects for investigators. They also focused on the arrests of offenders charged with property crimes and drug offences. This included how hot spot patrolling led to the arrest of two suspects caught committing a break and enter in progress at a used car dealership.

Once the COVID-19 pandemic began, media releases focused on safe practices for businesses, traffic safety and suggestions on how the community can best protect themselves and others from COVID-19. All of the media releases can be found on the City of St. Albert's website in the [RCMP News section](#).

During the fourth quarter, the St. Albert RCMP received two requests to participate in the Violent Threat Risk Assessment (VTRA) process. Neither of these cases resulted in a Level II case conference involving school/family safety planning. This year the RCMP participated in 25 VTRA cases, in comparison to last years 29. There were no charges laid, associated to VTRA this year, all incidents were informally resolved with support from the appropriate social agency. The St. Albert RCMP will continued to work with the schools to monitor the behaviour of the students.

¹ More than 7600 students are enrolled in St. Albert Public Schools (<https://stalbert.ca/home/community/schools/public-school-district/>); approximately 460 students are enrolled in the St. Albert Francophone Schools (<https://at.centrenord.ab.ca/en/about/principals-message> and <https://lm.centrenord.ab.ca/en/about/principals-message>); and approximately 4000 students are enrolled in the Greater St. Albert Catholic Schools (<https://www.gsacrd.ab.ca/about-us>).

3. Traffic Safety

OBJECTIVE

Enhance road and citizen safety.

OUTCOMES

- Increased visibility on major roadways and in neighbourhoods
- Increased traffic enforcement
- Decreased collisions

TARGET MEASURES

- Increase impaired driving detection by 25%
- Decrease collisions by 10%
- Focused community engagement – traffic safety

INITIATIVES

Traffic safety remains a priority for the St. Albert RCMP. Accordingly, the St. Albert Traffic Services Unit has adopted the following initiatives in order to meet their 2019-2020 fiscal target measures:

- **Mandatory Alcohol Screening (MAS) Tracking.** All Traffic Services and General Duty members are to track MAS usage and report the number of impaired driving charges yielded from MAS.
- **Weekly Check Stops.** Traffic Services and General Duty members will conduct weekly check stops on major arterial roadways and residential neighbourhoods (52 yearly in total) in St. Albert. The focus of check stops will be in response to hot spot analysis of traffic need as well as supporting community and provincial initiatives. The number of cannabis-related charges associated to vehicles will also be included and reported.
- **Traffic Interactions.** General Duty and Traffic Services members will measure the total number of traffic interactions (tickets and warnings) each month and report the number of violation tickets issued in regard to Distracted Driving, Speeding, and Careless Driving.
- **Education and Communication.** Traffic Services will provide weekly media messaging to the general public and ongoing collaboration and support to Provincial and Municipal partners. Traffic Services will also partner with schools, youth, and subject matter experts in order to design a strategy aimed at young drivers with a focus on drug/impaired driving, seatbelts (child/infant) and safe driving apps.

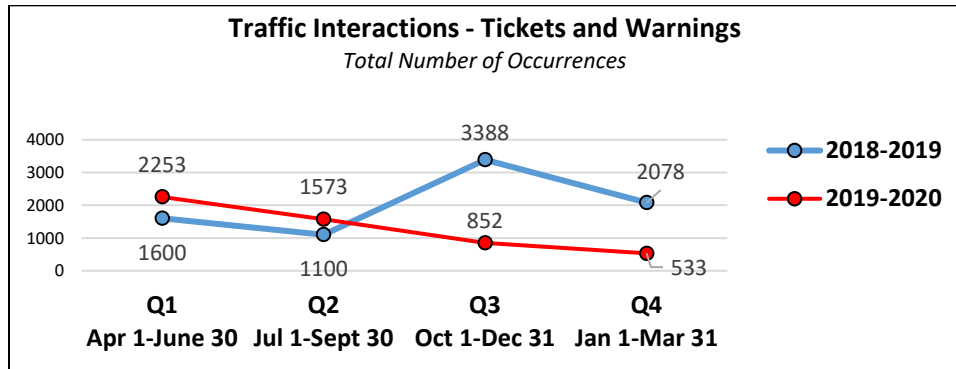
PERFORMANCE MEASURES AND ANALYSIS

St. Albert Traffic Services, in partnership with Municipal Enforcement Services and General Duty members, completed 5 Check Stops in Q4: 2019. These efforts focused on impaired operation (drug and alcohol) as well as intersection safety, distracted driving, and occupant restraints. These check stops occurred in high visibility locations on arterial and residential roadways and were both roving and stationary.

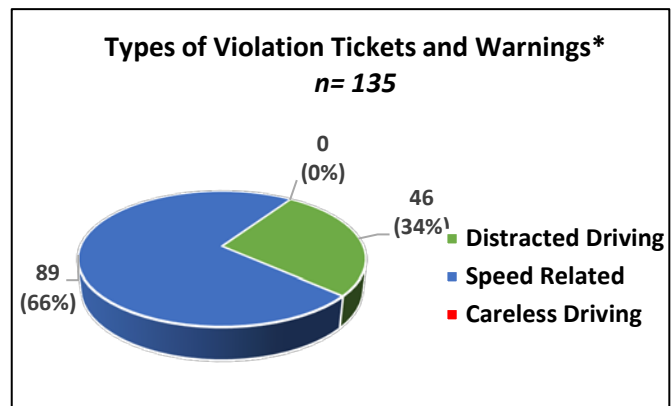
During the fourth quarter, the traffic unit was impacted by the COVID Pandemic, transfers and training needs. Our policing response included limiting proactive contact with the city. The members completed training for all detachment members and piloted an “e-ticketing” initiative. E-ticketing, is a modern

approach to ticket writing that enhances safety of the officers by decreasing their time roadside, handwriting tickets and creates an opportunity to maximize their time conducting enforcement. Three members obtained Standard Field Sobriety Testing, Instructor training and certification. Provincial changes required submission of collision reporting through e-collision, resulting in more mandatory training for the detachment.

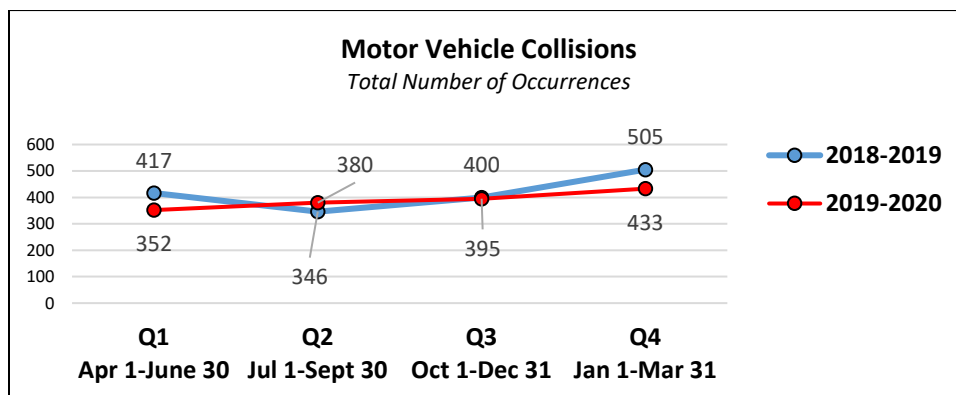
Overall, in Q4: 2019, approximately 533 traffic interactions (tickets/warnings) were recorded.



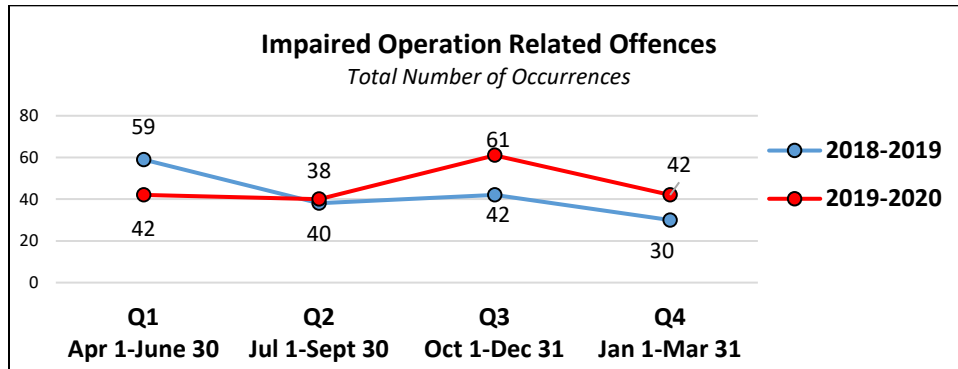
The RCMP continues to support City initiatives to reduce motor vehicle collisions. Through education and enforcement, the RCMP proactively targets the violations identified in the St. Albert Traffic Safety and Implementation Plan. These violations include careless driving, following too closely, distracted driving and speeding. Of the 533 traffic tickets and warnings issued by officers in the third quarter, 135 of these interactions were violations that involved one of the four priorities identified by the plan (see pie chart below).



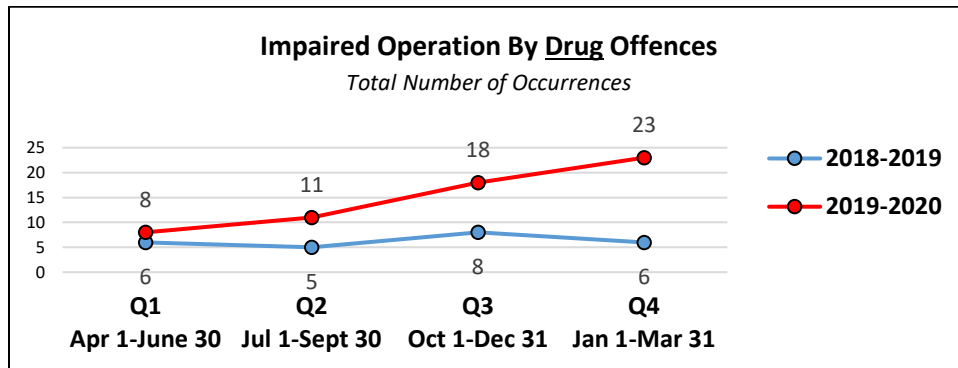
In the fourth quarter of 2019, the total number of reported traffic collisions increased 10% compared to Q3: 2019, but decreased 14% compared to Q4: 2018. Multiple variables influence collisions beyond the scope of education and enforcement (i.e., weather related events). As such, this trend will continue to be monitored.



For the final quarter of 2019, the St. Albert RCMP conducted approximately 271 mandatory alcohol screening (MAS) demands and only recorded 1 fail. Nevertheless, compared to Q4: 2018, the final quarter of 2019 saw a 40% increase in impaired operation related offences. However, since the laws related to alcohol-impaired driving changed, members have become more diligent with conducting MAS demands at any lawful roadside stop. As a result, the RCMP have been able to better detect impaired drivers during regular traffic stops. Additionally, internal mechanisms have been improved to accurately capture the number of MAS demands. Both of these factors may have contributed to the increase in numbers within this category.



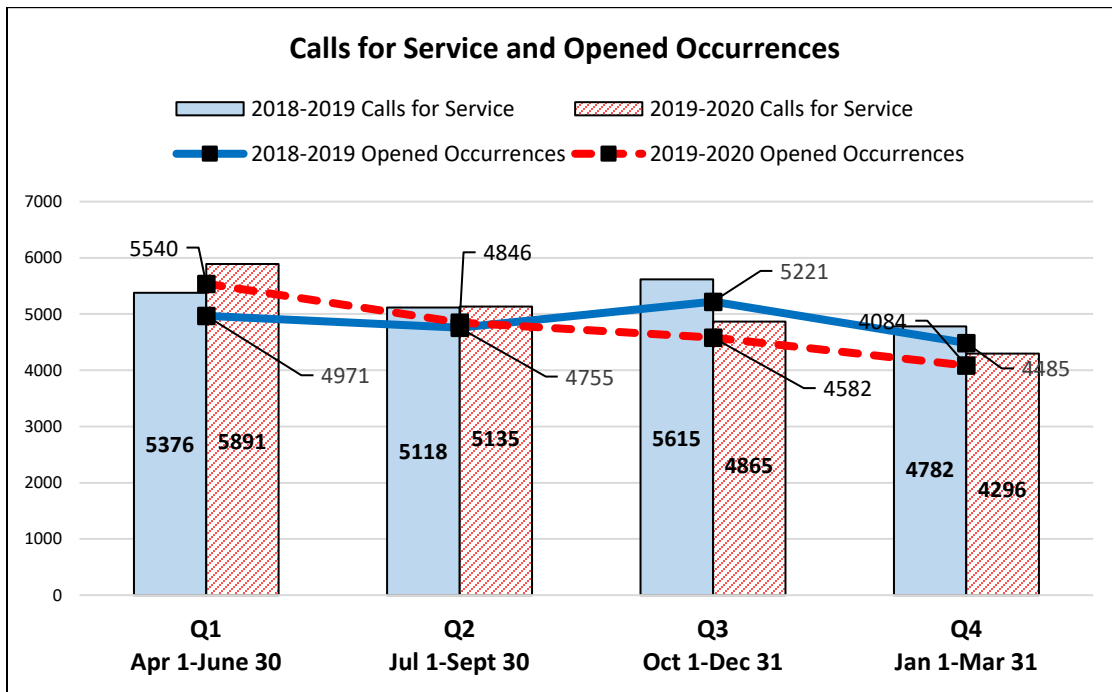
Furthermore, the number of impaired operations by drug offences almost tripled in the fourth quarter. In Q4: 2019, there were 23 impaired by drug operation occurrences while Q4: 2018 only had 6 occurrences.



GENERAL DETACHMENT UPDATES

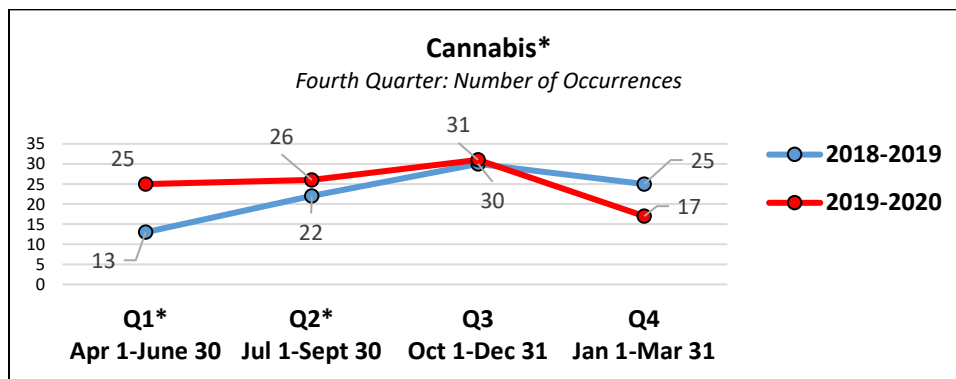
Calls for Service

The RCMP received 4,296 calls for service with 4,084 occurrences opened, 963 were criminal code offences in the final quarter of 2019. During the fourth quarter of 2018, the RCMP received 5,251 calls for service with 4,940 occurrences opened and 872 of these matters criminal code offences. Thus, Q4: 2019 saw an 18% decrease in total calls for service but a 10% increase in criminal code matters.



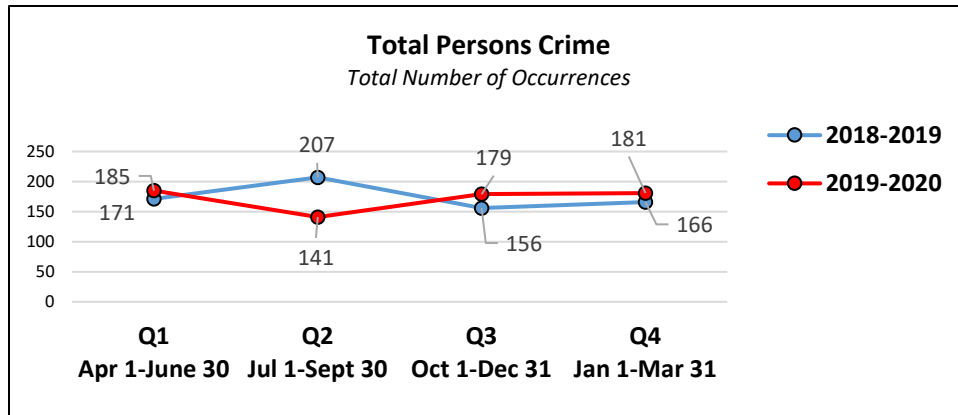
Emerging Trends

In Q4: 2019, the number of cannabis-related files decreased by 32% with 17 reported occurrences compared to Q4: 2018 which had 25 reported occurrences. With the legalization of cannabis edibles, extracts and topicals in Canada on October 17th, 2019, all cannabis-related files will continue to be closely monitored into the new fiscal year.



Crimes Against Persons

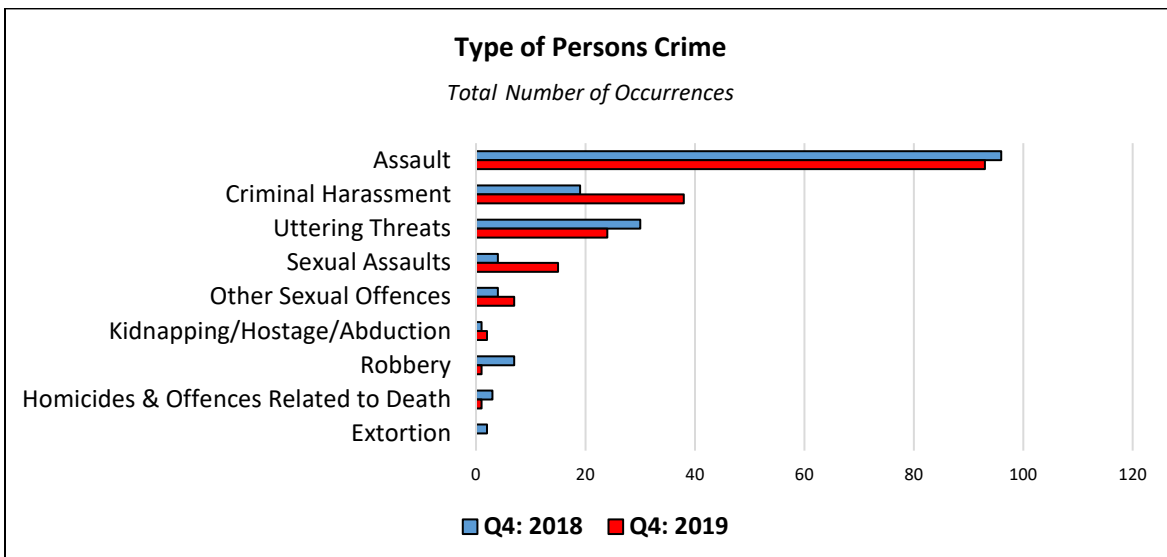
In the fourth quarter of 2019, St. Albert saw an increase of 9% in the total number of Persons Crimes compared to the fourth quarter in 2018 (181 occurrences and 166 occurrences respectively).



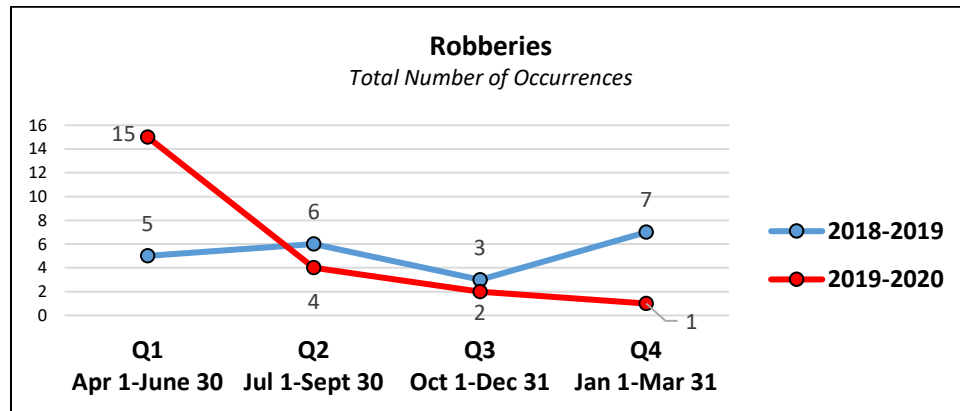
Of note, there was a significant increase in the number of criminal harassment occurrences as well as the number of sexual assaults reported in Q4:2019. There was 15 sexual assaults reported, 4 were historical in nature, occurring at least 12 months prior to the reported date. In all reported offences the offender and victim knew each other.

In the second and third quarters of 2019, it was noted that the number of domestic assault files had decreased compared to the same quarters in 2018. This trend continued into Q4: 2019, with a 17% decrease in the number of domestic violence occurrences, compared to Q4: 2018. In Q4: 2019, there were 93 reports of assaults with 30 (or 32%) related to domestic violence and 18 of these files led to criminal charges.

However, when comparing the third and fourth quarters of 2019, the number of domestic assaults increased by 11% in Q4: 2019 (27 and 30 occurrences respectively). These offences will continue to be monitored closely, especially as the COVID-19 pandemic continues.



There was only one robbery occurrence in the fourth quarter of 2019, compared to seven robberies in the fourth quarter of 2018.



Detachment Resources

The COVID pandemic has significantly impacted our response and the service delivery needs of our community. We have transitioned to a service delivery model, that focuses on reactive calls for service and increased suppression patrols as a proactive means to deter criminal activity and support Alberta Health Services Orders.

Detachment resources fluctuated due to transfers, secondments, illness, and training. At the beginning of Q4 the detachment had 64 members actively serving the community and the end of Q3 showing 63 members. Members have been identified to backfill vacancies and most transfers are on hold due to the pandemic, ensuring the operational needs of the detachment are met.

P.G. Robinson, Inspector,
Officer in Charge, St. Albert Detachment

APPENDIX A

The following table illustrates St. Albert's fourth quarter crime statistics over a 5-year period.²

St Albert Municipal Detachment Crime Statistics (Actual) Q4: 2016 - 2020

All categories contain "Attempted" and/or "Completed"

Tuesday, April 7, 2020

CATEGORY	Trend	2016	2017	2018	2019	2020	% Change 2016 - 2020	% Change 2019 - 2020	Avg File +/- per Year
Homicides & Offences Related to Death		0	0	1	3	1	N/A	-67%	0.5
Robbery		0	3	3	7	1	N/A	-86%	0.6
Sexual Assaults		6	9	16	4	15	150%	275%	1.3
Other Sexual Offences		2	6	10	4	7	250%	75%	0.8
Assault		82	68	84	96	93	13%	-3%	5.0
Kidnapping/Hostage/Abduction		1	0	5	1	2	100%	100%	0.3
Extortion		0	0	1	2	0	N/A	-100%	0.2
Criminal Harassment		8	28	26	19	38	375%	100%	5.1
Uttering Threats		30	21	27	30	24	-20%	-20%	-0.3
TOTAL PERSONS		129	135	173	166	181	40%	9%	13.5
Break & Enter		47	32	57	36	24	-49%	-33%	-4.2
Theft of Motor Vehicle		26	22	49	23	32	23%	39%	1.3
Theft Over \$5,000		6	7	12	6	4	-33%	-33%	-0.5
Theft Under \$5,000		292	212	246	216	286	-2%	32%	-0.8
Possn Stn Goods		13	15	35	23	20	54%	-13%	2.2
Fraud		41	74	74	61	75	83%	23%	5.5
Arson		1	2	0	2	1	0%	-50%	0.0
Mischief To Property		196	110	158	149	177	-10%	19%	0.1
TOTAL PROPERTY		622	474	631	516	619	0%	20%	3.6
Offensive Weapons		5	12	9	13	7	40%	-46%	0.5
Disturbing the peace		35	35	45	48	42	20%	-13%	2.7
Fail to Comply & Breaches		65	90	107	95	74	14%	-22%	2.3
OTHER CRIMINAL CODE		23	31	44	34	40	74%	18%	3.7
TOTAL OTHER CRIMINAL CODE		128	168	205	190	163	27%	-14%	9.2
TOTAL CRIMINAL CODE		879	777	1,009	872	963	10%	10%	26.3
Fatals		0	0	0	0	1	N/A	N/A	0.2
Injury MVC		46	53	62	77	63	37%	-18%	5.8
Property Damage MVC (Reportable)		359	389	366	400	329	-8%	-18%	-4.9
Property Damage MVC (Non Reportable)		27	20	16	26	40	48%	54%	3.2
TOTAL MVC		432	462	444	503	433	0%	-14%	4.3

² The statistics provided in this report are compiled by the "K" Division Corporate Client services. As investigations proceed or are concluded, the statistical scoring is amended to reflect the most accurate categorization at the time which can lead to minor differences in the stats throughout the year.

APPENDIX B

During the fourth quarter of the 2019-2020 fiscal year, the St. Albert RCMP participated in numerous community events to increase visibility and initiate opportunities to engage with our citizens and youth about crime reduction and public safety. Up until the COVID-19 pandemic, the St. Albert RCMP attended the following meetings and events.

1. Participated in the Homeless Collation meeting
2. Met with property managers from the CFMH properties
3. Attended the St. Albert RCMP Town Hall meeting
4. Delivered a Drug Presentation to the Career and Life Management class at Paul Kane School
5. Participated in three SAM Master Plan Sessions
6. Completed teaching DARE (including vaping and cannabis information) to six schools
7. Completed teaching Grade 8 Drug Awareness lessons to three schools
8. Participated in the Traffic Safety Committee.