

# ST. ALBERT RCMP

## QUARTERLY REPORT

Q1 – 2019

April 1, 2019 to June 30, 2019



*Completed by: Insp. Pamela ROBINSON*

# INTRODUCTION

The RCMP Quarterly Policing Report has been prepared to provide the St. Albert Police Committee, City Council and the Community with an update on the status of policing in the City of St. Albert.

The Annual Performance Plan (APP) is used by RCMP Detachments across the country as a forum to build relationships and develop plans to ensure our service delivery meets community needs. The detachment presents the St. Albert Police Committee with a quarterly report to promote accountability and transparency in policing. It was developed in consultation with the City of St. Albert Policing Committee, with input from our residents, stakeholders, and community organizations to capture the needs and concerns of residents in our city.

## ANNUAL POLICING PLAN PRIORITIES

From April 2019 to March 2020, this plan identifies a number of strategic priorities that are important to St. Albert residents and consistent with policing priorities established by the Province of Alberta, the RCMP, and the Government of Canada. The St. Albert Policing Community identified citizen concerns as a need for increased visibility, crime reduction, and meaningful community engagement. In consultation with the Police Committee, the policing priorities for this year's APP cycle are as follows:

- Crime Reduction
- Community Policing
- Traffic Safety

This report provides the first quarter progress for 2019.

### 1. CRIME REDUCTION

#### OBJECTIVE

Reduce theft, theft from vehicles, break and enters, and drugs within the community.

#### OUTCOMES

- Increased crime prevention
- Increased enforcement of crime
- Increased citizen safety

#### TARGET MEASURES

- 10% reduction in property crimes
- 10% reduction in theft from motor vehicles
- 10 % reduction in break and enter occurrences
- 10% increase in drug trafficking offences

#### INITIATIVES

Public safety is a community responsibility. The St. Albert RCMP is committed to ensuring public safety is

maintained in the City of St. Albert and will continue to increase public awareness and engagement through a number of activities and programs designed to reduce crime. When we connect with our community to create awareness, identify opportunities for public education on crime reduction, and complete proactive enforcement, the RCMP expects to deter and mitigate property crimes and illegal drug activity.


- **Hot Spot Policing Statistical Analysis.** Hot spots, or areas within the city that have a higher concentration of crime, are determined by the St. Albert Crime Analyst after a statistical analysis has been conducted on type of crime, trends and geographic location. The information is shared daily. Armed with this information, members focus their pro-active patrols to hot spot areas. By focusing resources and policing activities, the RCMP aims to prevent crime through increased visibility, community engagement, and enforcement, resulting in an overall reduction of crime in our city.
- **Prolific Offender Management.** This initiative aims to improve public safety by focusing efforts on the most prolific offenders in St. Albert. By identifying and monitoring these offenders, understanding the issues that influence their criminal actions, and providing a mechanism to connect clients with appropriate supports, the St. Albert RCMP intends to reduce crime and reoffending rates. Through offender management and the strict enforcement of court imposed conditions, the St. Albert RCMP also aims to improve offender accountability and promote community safety.
- **#9PMRoutine and Lock-It-Or-Loose-It.** Used by police agencies across North America, these campaigns educate our citizens by creating awareness and promoting accountable practices that can help prevent and deter crimes of opportunity. The #9PMRoutine aims to remind citizens to protect themselves and their property by participating in a nightly routine. The Lock-It-Or-Loose-It program is an ongoing detachment initiative designed to educate and encourage citizens to be diligent in securing their property. Both crime reduction strategies promote visibility, community engagement, and intelligence gathering through citizen consultation.
- **Crime Prevention Through Environmental Design (CPTED) – Community Information Sessions.** CPTED promotes community safety by educating our citizens on how to influence the design and physical use of space surrounding our environment to reduce opportunities for crime and mitigate the fear of crimes associated to certain areas. This crime reduction strategy promotes police visibility, community engagement, and intelligence gathering through citizen consultation.
- **Disrupt and Dismantle Drug Trafficking.** Efforts will continue to impede drug trafficking in St. Albert. Source recruitment, collaboration with partnering agencies, community residents and intelligence led investigations will be a priority. In working with our citizens, the RCMP intends to promote community safety by proactively identifying offenders and criminal organizations that benefit from providing illegal and dangerous substances to our community.

## PERFORMANCE MEASURES AND ANALYSIS

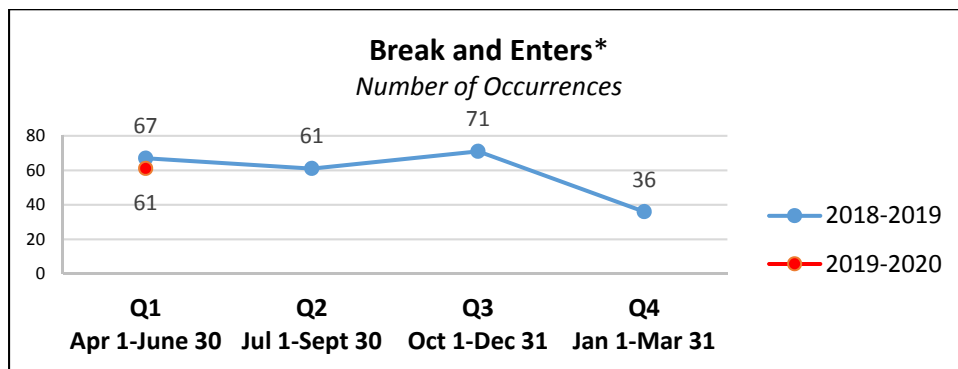
### *PROPERTY CRIMES*

Overall, in Q1: 2019, there was a slight increase (4.8%) in the total number of property crimes when compared to Q1: 2018. In Q1: 2019, there were a total of 760 property crimes, while Q1: 2018 had 725

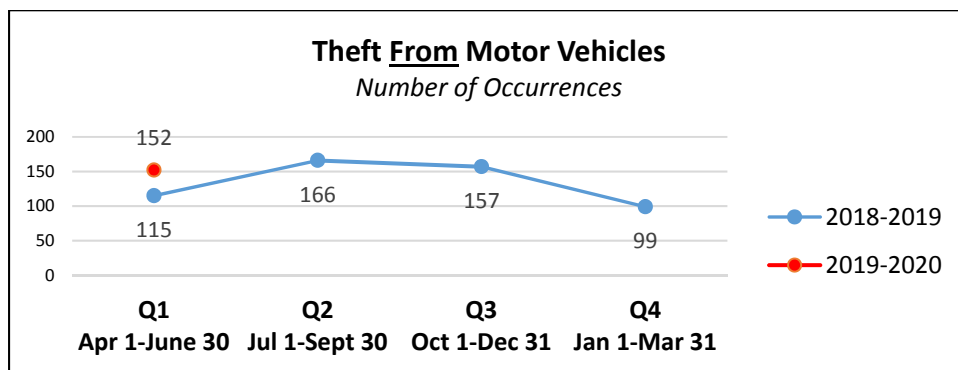
offences. Of these, Theft Under \$5000 and Mischief were the two most reported crimes.



Looking closer at the categories that are included within property crimes, in Q1: 2019 Break and Enters decreased by 9% while Theft from Motor Vehicles increased by almost a third (32.2%). Analysis of data determined the majority of thefts from motor vehicles occurred from unlocked vehicles with valuable property inside.



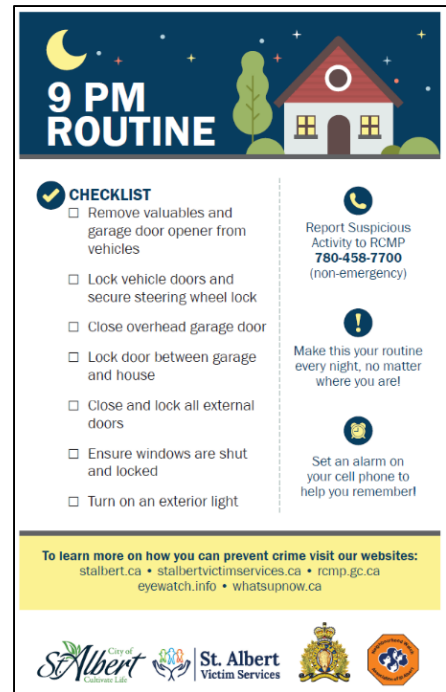
\*Includes unlawfully in a dwelling place



However, the Hot Spot Policing analysis has assisted the St. Albert Crime Reduction Unit (CRU) in executing four search warrants resulting in apprehension of offenders, recovery of stolen property, and 70 Criminal Code charges being laid. The recovery of stolen property attributed to the increase of possession of stolen

property charges identified above. Furthermore, in the first quarter of 2019, the St. Albert RCMP conducted 115 offender checks which resulted in three breach of court order charges and two Conditional Sentencing Orders being collapsed.

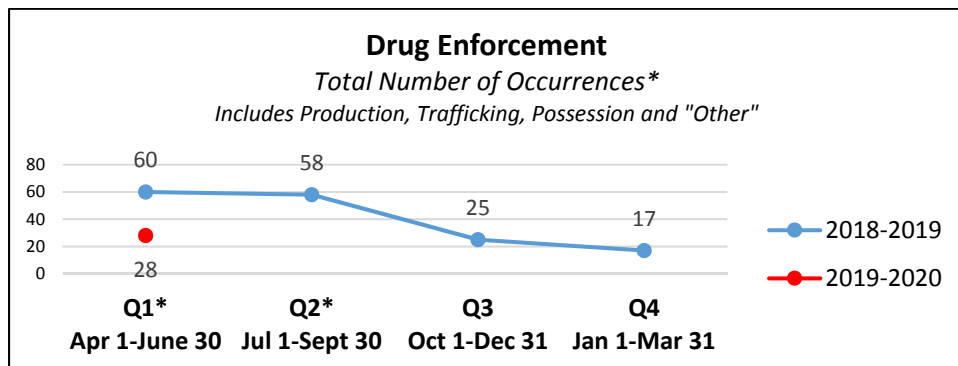
The Community Policing/Victim Services (CPVS) unit liaised with media from the City to develop the #9PMRoutine website information. CPVS promoted this campaign during the RCMP/VSU public open house BBQ at the St. Albert detachment and at the 2019 St. Albert Public Safety Open House. French and English promotional items were also distributed to community stakeholders. This allowed for opportunities to connect and collaborate with Block Party organizers and supplying information on these crime reduction strategies. Additionally, all media correspondence and updates have messaging from both the #9PMRoutine and the Lock-It-Or-Loose-It campaigns. In the Spring, members from CPVS and CRU attended a CPTED course and hosted a CPTED information session. We have worked in partnership with the City, attended a City of St. Albert outdoor recreation facility, reviewed CPTED principles, and offered information regarding commonly reported issues from local residents. Furthermore, CPVS members conducted numerous visits to Crime Free Multi-Housing properties within the city and continually evaluate the environmental designs of the property to ensure safety of its residents.



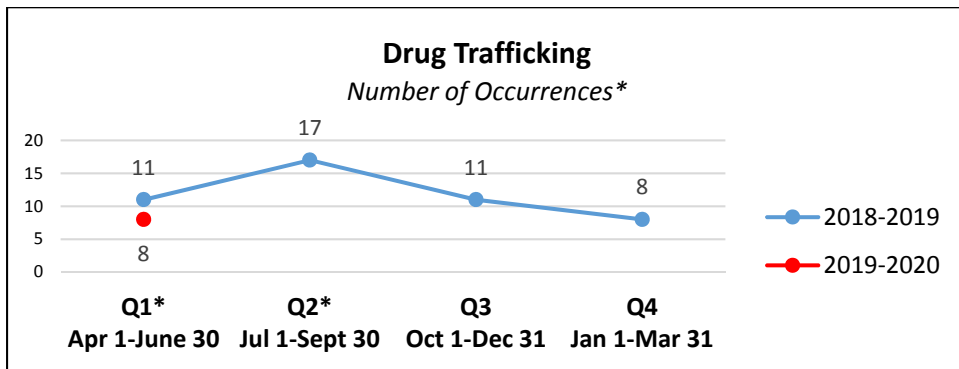
**DRUG OFFENCES**

In order for the St. Albert Drug Unit to meet their policing priority of a 10% increase in drug trafficking offences, the unit needs to lay 129 Controlled Drug and Substances Act (CDSA) charges in the 2019-2020 fiscal year, or approximately 32 charges per quarter.

During the first quarter of 2018-2019, the Drug Unit achieved 40 CDSA charges. However, in Q1: 2019, only 16 CDSA charges were laid. This number has been impacted by the complexity of drug investigations and the timing of the conclusion of files. Furthermore, cannabis-related offences were included in the total number of drug occurrences for Q1 and Q2 (2018-2019). However, due to legalization of cannabis on October 17, 2018, cannabis-related offences have been (and will continue to be) excluded in the total number of drug occurrences.

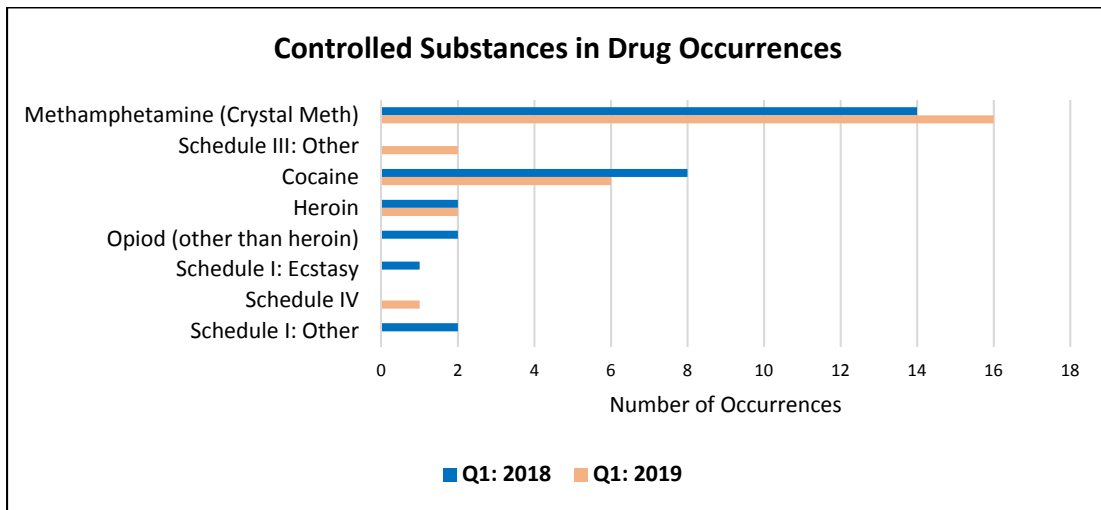


\*Due to legalization, cannabis-related offences were only included in the total number of drug occurrences for Q1 and Q2 (2018-2019)



\*Due to legalization, cannabis-related offences were only included in the total number of drug occurrences for Q1 and Q2 (2018-2019)

With regards to the type of controlled substance most frequently involved in St. Albert’s drug offences, Q1: 2019 saw a similar trend as seen in 2018. The trafficking/possession of Methamphetamine, commonly known as Crystal Meth, increased slightly with 16 offences in Q1: 2019 and 14 offences in Q1: 2018.



## 2. Community Policing

### OBJECTIVE

Work in partnership with the St. Albert Policing Committee, social agencies, schools, and the community to reduce crime and increase trust and confidence in policing.

### OUTCOMES

- Increased partnerships and visibility in the community
- Visibility in schools with a focus on building relationships with youth
- Increased information and education in the community

### TARGET MEASURES

- Focused community education & collaboration
- Increased reporting of involvement in the Violent Threat Risk Analysis

## INITIATIVES

The St. Albert RCMP community policing initiatives were designed to promote visibility, establish trusting relationships, build capacity, and develop sustainable partnerships. For the 2019-2020 fiscal year, these initiatives include:

- **Increased Visibility and Connection to the Community.** Focused community education through media and member attendance in foot and vehicle patrols at community engagement events.
- **Violence Threat Risk Assessment (VTRA).** Continued support to schools and community agencies when VTRA situations arise and completing the writing and signing of the VTRA Protocol.
- **School Liaison/Youth Education.** With over 12,000 students in the St. Albert school system<sup>1</sup>, regular visits and planned presentations to schools by CPVS members is an important component in drug awareness, internet safety, bullying, and the promotion of healthy choices (i.e., vaping and cannabis legislation).

## PERFORMANCE MEASURES AND ANALYSIS

During the first quarter of 2019, the St. Albert RCMP disseminated 32 media releases to inform the public about recent arrests/charges, crime trends, and prevention initiatives (i.e., CPTED, #9PMRoutine). All media releases contained messaging to educate readers on the preventative measures they can incorporate into their daily routines in order to reduce crimes.

In the first quarter, the St. Albert RCMP attended numerous educational and community events (see **Appendix B**) and completed multiple school liaison visits and planned presentations. Participation at community events (including foot and vehicle patrols) provided various opportunities to connect with residents and personally address issues and concerns. During these events, members promoted visibility of police, gather information and evidence to investigate criminal and provincial offences. Members provided literature on CPTED, the #9PMRoutine, the “Lock-It-Or-Loose-It” program, the St. Albert Crime Map, and clarified expectations of working with the police in reporting crimes. These events also provided opportunities to connect with youth and to promote community safety by teaching DARE (and vaping education) to 7 schools, Drug Awareness (including cannabis legislation) to 9 schools, and celebrating the accomplishments of our youth by attending 4 High School Graduation Ceremonies.

Requests for us to participate in the Violent Threat Risk Assessment (VTRA) process has increased with 10 completed in Q1: 2019 compared to a total of 29 completed in 2018. VTRA is a proactive effort to work with our partners in identifying individuals and groups who are demonstrating concerning behaviours and moving toward committing serious violence. It engages multiple stakeholders to share information and build an assessment that addresses the underlying cause of the behaviour and provides an appropriate response to mitigate and manage risk. Mitigating and managing potential risks at the onset is in the best interest of the client and community.

### Q1: 2019 VTRA's

GOAL: 10      COMPLETED: 10 ✓

#### ↓ RESULTS:

- **Nine** VTRA's resulted in no charges. Safety planning and preventative measures were implemented.
- **One** VTRA is still under investigation

<sup>1</sup> More than 7600 students are enrolled in St. Albert Public Schools (<https://stalbert.ca/home/community/schools/public-school-district/>); approximately 460 students are enrolled in the St. Albert Francophone Schools (<https://at.centrenord.ab.ca/en/about/principals-message> and <https://lm.centrenord.ab.ca/en/about/principals-message>); and approximately 4000 students are enrolled in the Greater St. Albert Catholic Schools (<https://www.gsacrd.ab.ca/about-us>).

### 3. Traffic Safety

#### OBJECTIVE

Enhance road and citizen safety.

#### OUTCOMES

- Increased visibility on major roadways and in neighbourhoods
- Increased traffic enforcement
- Decreased collisions

#### TARGET MEASURES

- Increase impaired driving detection by 25%
- Decrease collisions by 10%
- Focused community engagement – traffic safety

#### INITIATIVES

Traffic safety remains a priority for the St. Albert RCMP. Accordingly, the St. Albert Traffic Services Unit has adopted the following initiatives in order to meet their 2019-2020 fiscal target measures:

- **Mandatory Alcohol Screening (MAS) Tracking.** All Traffic Services and General Duty members are to track MAS usage and report the number of impaired driving charges yielded from MAS.
- **Weekly Check Stops.** Traffic Services and General Duty members will conduct weekly check stops on major arterial roadways and residential neighbourhoods (52 yearly in total) in St. Albert. The focus of check stops will be in response to hot spot analysis of traffic need as well as supporting community and provincial initiatives. The number of cannabis-related charges associated to vehicles will also be included and reported.
- **Traffic Interactions.** General Duty and Traffic Services members will measure the total number of traffic interactions (tickets and warnings) each month and report the number of violation tickets issued in regard to Distracted Driving, Speeding, and Careless Driving.
- **Education and Communication.** Traffic Services will provide weekly media messaging to the general public and ongoing collaboration and support to Provincial and Municipal partners. Traffic Services will also partner with schools, youth, and subject matter experts in order to design a strategy aimed at young drivers with a focus on drug/impaired driving, seatbelts (child/infant) and safe driving apps.

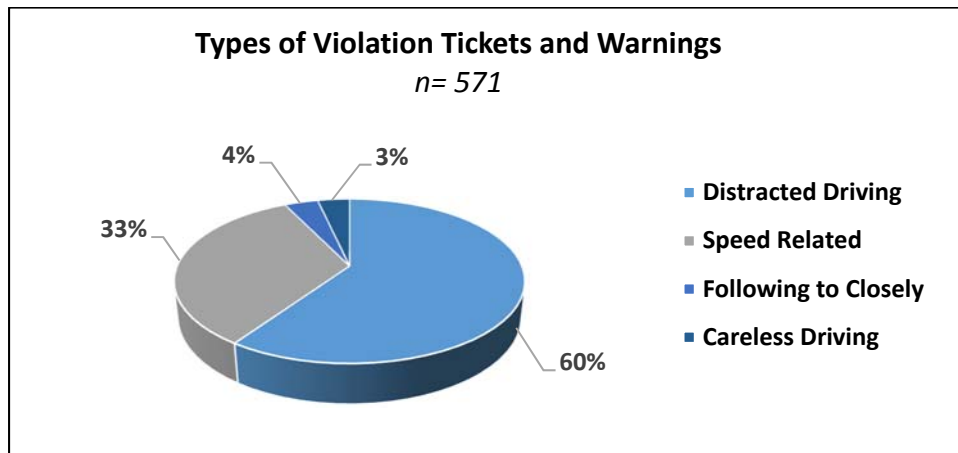
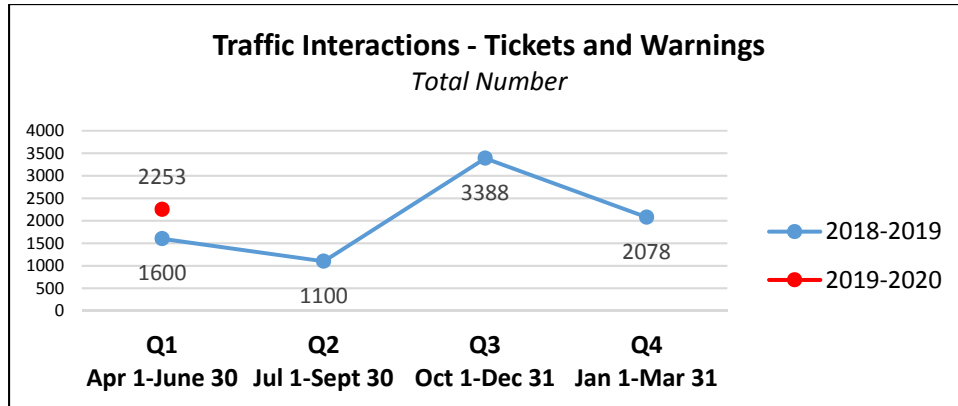
#### PERFORMANCE MEASURES AND ANALYSIS

St. Albert Traffic Services, in partnership with Municipal Enforcement Services and General Duty members, completed 36 Check Stops in Q1: 2019. This effort focused on impaired operation (drug and alcohol) as well as intersection safety and distracted driving. These check stops occurred on arterial and residential roads and were both roving and stationary, utilizing bike and vehicle patrol.

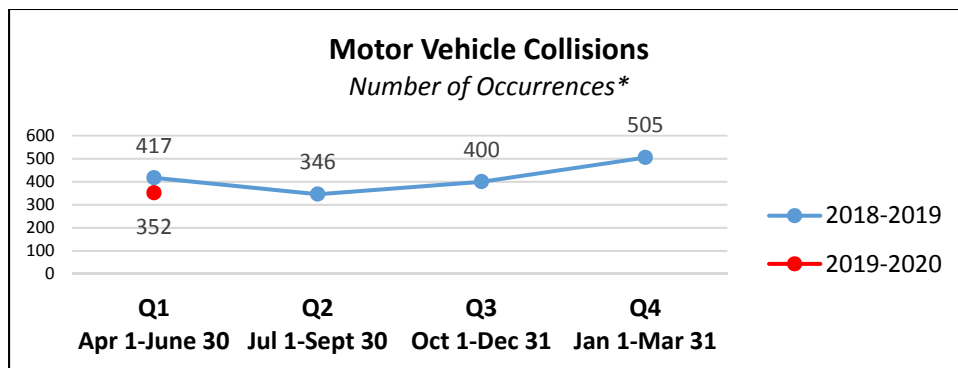
Overall, in Q1: 2019, approximately 2253 traffic interactions (tickets/warnings) were recorded this quarter, a 40.8% increase compared to the first quarter in 2018. The 2018 City of St. Albert, Traffic Safety and Implementation plan identified driver behaviour associated to an increase in collisions as careless driving, following too closely, distracted driving, and speeding as influencing factors of motor vehicle collisions. The



RCMP has supported City initiatives to reduce collisions by proactively targeting, through education and enforcement, the identified violations above.

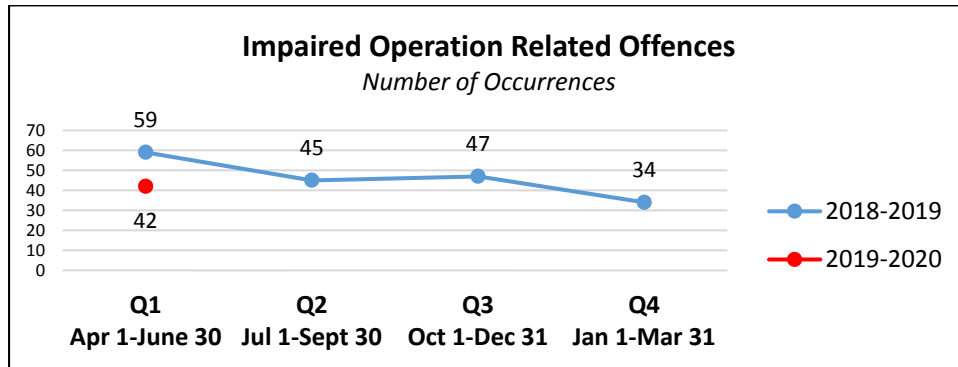


In the first quarter of 2019, traffic collisions decreased 15.6%, with 417 reported in Q1: 2018 and 352 reported in Q1: 2019.



On December 18<sup>th</sup>, 2018, changes to Canadian laws relating to alcohol-impaired driving in the Criminal Code took effect. The alcohol-impaired driving reforms implemented mandatory alcohol screening (MAS) which authorizes law enforcement to demand a breath sample at the roadside from any driver that has been lawfully stopped. For the first quarter of the 2019-2020 fiscal year, the St. Albert RCMP conducted approximately 646 MAS demands and recorded 8 warnings and 2 fails. However, it is believed that more

MAS demands were actually completed than recorded so internal mechanisms have been developed to improve record keeping. Compared to Q1: 2018, impaired operation offences decreased by 28.8% in Q1: 2019. However, there was little change in the number of impaired operations by drug offences with 7 occurrences in Q1: 2019 and 6 occurrences in Q1: 2018.

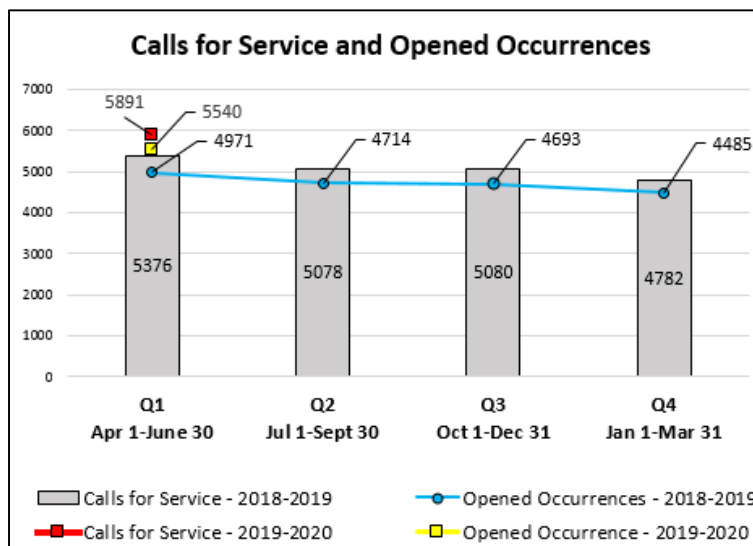


At the end of the third quarters in 2018, there was a significant increase in the number of cannabis-related files that both General Duty members and Traffic Services had handled. However, in the first quarter of 2019, there was only a slight increase in the number of cannabis-related files with Q1: 2019 reporting 20 occurrences and Q1: 2018 reporting 17. Nevertheless, this will be closely monitored and assessed in the 2019-2020 fiscal year.

## GENERAL DETACHMENT UPDATES

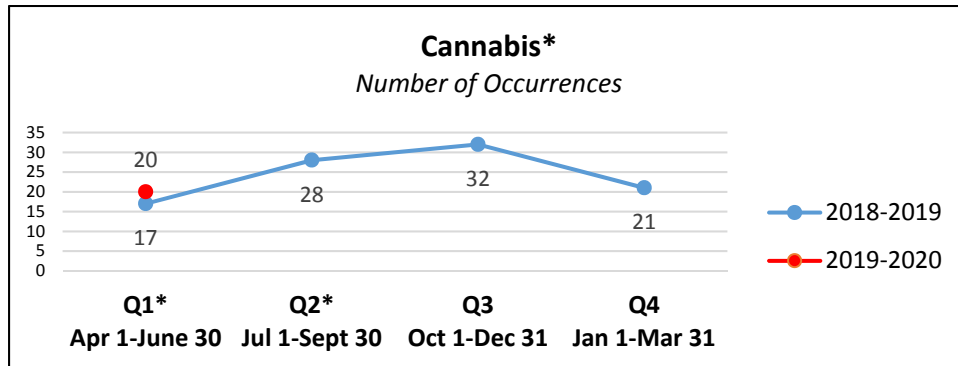
### Calls for Service

The RCMP received 5891 calls for service with 5540 occurrences opened in Q1 of 2019. Of these opened occurrences, 1,161 of these were criminal code offences. During the same period last year, the RCMP received 5376 calls for service with 4971 occurrences opened, 1,076 of these matters were criminal code offences. Thus, a 9.6% increase in total calls for service and a 7.9% increase in criminal code matters.



## Emerging Trends

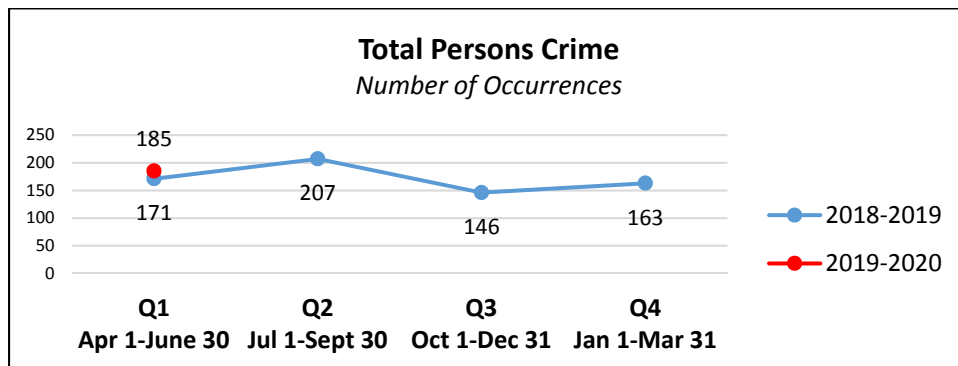
At the end of the third quarter in 2018, there was a significant increase in the number of cannabis-related files that St. Albert members responded to. However, at the end of the fourth quarter in 2018, the number of cannabis-related files decreased by 34.3%. This downward trend continued into the first quarter of 2019, with Q1: 2019 reporting 17 occurrences. Nevertheless, cannabis-related files will continue to be closely monitored and assessed in the 2019-2020 fiscal year.

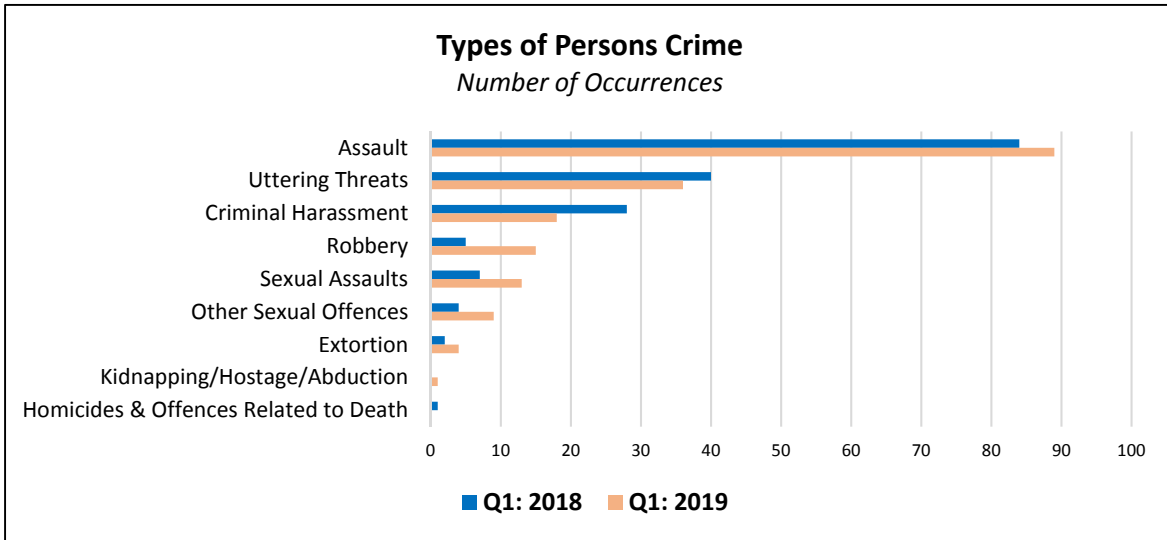


*\*Due to legalization, cannabis-related offences were only included in the total number of drug occurrences for Q1 and Q2 (2018-2019)*

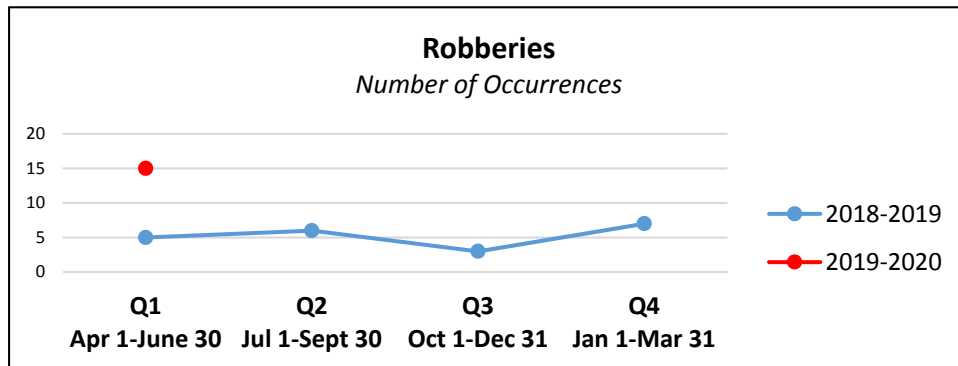
## Crimes Against Persons

In the first quarter of 2019, St. Albert saw a slight increase of 8.2% in the total number of Persons Crimes compared to the first quarter in 2018 (185 occurrences and 171 occurrences respectively).





Of note, there was a significant increase in the number of Robberies in Q1: 2019 with 15 occurrences, but only 5 in Q1: 2018. The increase in robbery offences was a trend that began to appear in the fourth quarter of 2018 and has continued into the first quarter of 2019. The St. Albert RCMP will continue to monitor this trend closely, work with our regional partners to share information, educate residents and business owners on how to prevent these crimes, and connect any victims to community support systems.



## Detachment Resources

Detachment resources fluctuated due to transfers, secondments, illness, and training. At the beginning of Q1 the detachment had 57 members actively serving the community and the end of Q1 showing 58 active members. Six members have been identified to backfill vacancies, with five arriving in July 2019.

P.G. Robinson, Inspector,  
Officer in Charge, St. Albert Detachment

## APPENDIX A

The following chart illustrates St. Albert's first quarter crime statistics over a 6-year period.<sup>2</sup>

### Crime Statistics (Actual) Q1: 2014 - 2019

All categories contain "Attempted" and/or "Completed"

July-09-19

CATEGORY	Trend	2014	2015	2016	2017	2018	2019	% Change 2014 - 2019	% Change 2018 - 2019	Avg File +/- per Year
Homicides & Offences Related to Death		0	0	3	0	1	0	N/A	-100%	0.0
Robbery		0	3	3	5	5	15	N/A	200%	2.4
Sexual Assaults		5	6	8	10	7	13	160%	86%	1.3
Other Sexual Offences		1	2	6	9	4	9	800%	125%	1.4
Assault		64	76	103	121	84	89	39%	6%	4.8
Kidnapping/Hostage/Abduction		2	0	1	4	0	1	-50%	N/A	-0.1
Extortion		1	0	0	0	2	4	300%	100%	0.6
Criminal Harassment		11	12	15	37	28	18	64%	-36%	3.0
Uttering Threats		26	34	36	55	40	36	38%	-10%	2.5
<b>TOTAL PERSONS</b>		<b>110</b>	<b>133</b>	<b>175</b>	<b>241</b>	<b>171</b>	<b>185</b>	<b>68%</b>	<b>8%</b>	<b>15.9</b>
Break & Enter		34	62	65	61	67	61	79%	-9%	4.2
Theft of Motor Vehicle		27	33	40	35	27	31	15%	15%	-0.1
Theft Over \$5,000		1	7	9	9	12	9	800%	-25%	1.6
Theft Under \$5,000		236	304	357	335	286	313	33%	9%	8.8
Possn Stn Goods		9	10	16	11	30	35	289%	17%	5.3
Fraud		38	57	59	57	81	70	84%	-14%	6.6
Arson		4	9	2	1	2	2	-50%	0%	-0.9
Mischief To Property		263	316	229	277	220	239	-9%	9%	-10.3
<b>TOTAL PROPERTY</b>		<b>612</b>	<b>798</b>	<b>777</b>	<b>786</b>	<b>725</b>	<b>760</b>	<b>24%</b>	<b>5%</b>	<b>15.1</b>
Offensive Weapons		16	4	7	9	9	7	-56%	-22%	-0.8
Disturbing the peace		81	81	69	73	44	97	20%	120%	-0.8
Fail to Comply & Breaches		52	55	48	93	91	84	62%	-8%	8.9
<b>OTHER CRIMINAL CODE</b>		<b>33</b>	<b>44</b>	<b>42</b>	<b>41</b>	<b>36</b>	<b>28</b>	<b>-15%</b>	<b>-22%</b>	<b>-1.4</b>
<b>TOTAL OTHER CRIMINAL CODE</b>		<b>182</b>	<b>184</b>	<b>166</b>	<b>216</b>	<b>180</b>	<b>216</b>	<b>19%</b>	<b>20%</b>	<b>5.9</b>
<b>TOTAL CRIMINAL CODE</b>		<b>904</b>	<b>1,115</b>	<b>1,118</b>	<b>1,243</b>	<b>1,076</b>	<b>1,161</b>	<b>28%</b>	<b>8%</b>	<b>36.9</b>
Fatals		0	0	0	1	0	0	N/A	N/A	0.0
Injury MVC		18	17	51	40	62	41	128%	-34%	6.8
Property Damage MVC (Reportable)		316	327	298	309	331	295	-7%	-11%	-2.3
Property Damage MVC (Non Reportable)		18	18	30	18	24	16	-11%	-33%	-0.1
<b>TOTAL MVC</b>		<b>352</b>	<b>362</b>	<b>379</b>	<b>368</b>	<b>417</b>	<b>352</b>	<b>0%</b>	<b>-16%</b>	<b>4.4</b>

<sup>2</sup> The statistics provided in this report are compiled by the "K" Division Corporate Client services. As investigations proceed or are concluded, the statistical scoring is amended to reflect the most accurate categorization at the time which can lead to minor differences in the stats throughout the year.

## APPENDIX B

During the first quarter of the 2019-2020 fiscal year, the St. Albert RCMP participated in numerous community events to increase visibility and initiate opportunity to engage with our citizens about Crime Reduction and public safety. The following is a list of these meetings and events.

1. VTRA protocol meeting and mock VTRA training session with interagency partners
2. Ronald Harvey School Kindergarten talks to 65 children – focus on safety
3. Neighbourhood Watch meeting – crime reduction/public safety
4. Crime Free Multi-Housing pre-certification inspection at the Botanica Condos
5. Mental Wellness working table meeting with interagency partners – community supports and trends
6. Domestic Violence Investigations Coordinator attended Crisis Fund meeting – program support for victims of crime
7. Public Safety Open House planning meeting with interagency partners – crime reduction talks
8. Elder Abuse Committee meeting with interagency partners – crime prevention focused/reporting
9. Crime Free Multi-Housing contact visits to Knightsbridge condos, Alpine Estates, Giroux Estates – Nevada Place Apartments (buildings 10, 20 & 30) – crime reduction/public safety
10. Citizens on Patrol – attended meetings and participation in “Blitz Night” with Citizens on Patrol
11. Presentation to Sparks Club on police careers and safety information
12. Indigenous Reconciliation, City of St. Albert launch event at the St. Albert Curling Club – community support/network
13. Victim Services Board Meetings – ongoing support to Victim Services Program/victims of crime
14. Neighbourhood Connectors and Crime Prevention working table meeting with interagency partners
15. Meeting with AI Anon for information on resources provided to the community – crime reduction/community support
16. Met with the St. Albert Gazette and the City of St. Albert communications to discuss communications – visibility
17. Two separate presentations at the Block Party Boot Camp sessions – in partnership with the St. Albert Neighbourhood Development – discussed crime reduction strategies (#9PMRoutine and Lock-It-Or-Loose-It)
18. “Read in Week” stories read to elementary students at Ronald Harvey School, Keenooshayo School, Lois E Hole School, Sir Alexander Mackenzie and Robert Rundle School – discussed safety and bullying
19. Seniors Expo – two members attended, promoted the #9PMRoutine, and answered questions from senior citizens
20. RCMP/VSU Police Week BBQ – promoted community relations and #9PMRoutine
21. Attended meetings with both the Catholic and Public school board regarding drug awareness prevention/education
22. Interagency VTRA protocol planning meeting
23. Paul Kane High School Career Day presentations and public safety discussions
24. Rainmaker Rodeo – parade, check stops and site safety
25. Bellerose High School Leadership Mud Death Race and informal interactions with students and staff at the subsequent BBQ – youth engagement/public safety
26. Ecole Father Jan, Ecole Marie Poburan and Ecole La Mission School, discussed Bike Safety – engaged students from Kindergarten to Grade 6
27. Attended the St. Albert International Children’s Festival – crime reduction planning, increased patrols.

28. Elder Abuse Committee meeting with interagency partners
29. Homelessness Coalition meeting with interagency partners
30. Caelyn Porter walk for Mental Wellness – community supports/engagement
31. Diversity and Inclusion working table meeting with interagency partners
32. Meeting with the Trustees, Superintendent and staff of the Greater St. Albert Catholic School Division about the School Resource Officer Year end report
33. Wrap Around supports for children with complex needs meeting with interagency partners
34. Facilitated two Senior's Fraud Prevention talks in the community
35. St. Albert Youth Inter-Agency Sharing Meeting – Social Master plan initiative
36. Attendance at Vincent J Maloney School grad dance – crime reduction/public safety
37. St. Albert Public Safety Open House – #9pmRoutine, Lock-It-Or-Loose-It
38. Community and School Resource Team meeting with interagency partners
39. Bike Rodeo to teach safe bike practices – Bertha Kennedy School – Kindergarten to Grade 3
40. Preschool picnic attendance to promote safety
41. Presentation given to the Lo Se Ca clients on bullying and theft prevention
42. St Albert PRIDE – Prom night attendance, Family PRIDE Festival and BBQ at Lions Park
43. Attended Indigenous Day at Lions Park – discussed crime reduction
44. Jessica Martel Run, women's shelter fund-raising run – DV supports
45. Crime Prevention Through Environmental Design discussion with St. Albert city staff – Alpine pickle ball courts
46. Attendance at multiple Block Parties – CFMH, crime map, public safety, #9pmRoutine, Lock-It-Or-Loose-It – crime reduction strategies
47. Conducted foot, cart, and bike patrols at several Farmers' market days – crime reduction/visibility
48. Foot, cart, and bike patrols patrol - splash park, skateboard park, green spaces and trails – crime reduction/visibility
49. St. Albert Air Cadets graduation at Akinsdale Arena (Red Serge event) – community support (youth)
50. Special Olympics event at Gateway Safeway – promoted public safety
51. Posting on the Neighbourhood Watch "What's Up Now" App – fraud trends and warnings
52. Strategy and Mobilization (SAM) – interagency meeting, crime reduction, emerging trends and community concerns
53. Partnership meeting with Alberta Health Services, City of St. Albert and stakeholders regarding opioid crisis and drug trends in St. Albert