

ST. ALBERT RCMP

QUARTERLY REPORT

Q2 – 2019

July 1, 2019 to September 30, 2019



Completed by: Insp. Pamela ROBINSON

INTRODUCTION

The RCMP Quarterly Policing Report has been prepared to provide the St. Albert Police Committee, City Council and the Community with an update on the status of policing in the City of St. Albert.

The Annual Performance Plan (APP) is used by RCMP Detachments across the country as a forum to build relationships and develop plans to ensure our service delivery meets community needs. The detachment presents the St. Albert Police Committee with a quarterly report to promote accountability and transparency in policing. It was developed in consultation with the City of St. Albert Policing Committee, with input from our residents, stakeholders, and community organizations to capture the needs and concerns of residents in our city.

ANNUAL POLICING PLAN PRIORITIES

From April 2019 to March 2020, this plan identifies a number of strategic priorities that are important to St. Albert residents and consistent with policing priorities established by the Province of Alberta, the RCMP, and the Government of Canada. The St. Albert Policing Community identified citizen concerns as a need for increased visibility, crime reduction, and meaningful community engagement. In consultation with the Police Committee, the policing priorities for this year's APP cycle are as follows:

- Crime Reduction
- Community Policing
- Traffic Safety

This report provides the second quarter progress for 2019.

1. CRIME REDUCTION

OBJECTIVE

Reduce theft, theft from vehicles, break and enters, and drugs within the community.

OUTCOMES

- Increased crime prevention
- Increased enforcement of crime
- Increased citizen safety

TARGET MEASURES

- 10% reduction in property crimes
- 10% reduction in theft from motor vehicles
- 10 % reduction in break and enter occurrences
- 10% increase in drug trafficking offences

INITIATIVES

Public safety is a community responsibility. The St. Albert RCMP is committed to ensuring public safety is

maintained in the City of St. Albert and will continue to increase public awareness and engagement through a number of activities and programs designed to reduce crime. When we connect with our community to create awareness, identify opportunities for public education on crime reduction, and complete proactive enforcement, the RCMP expects to deter and mitigate property crimes and illegal drug activity.

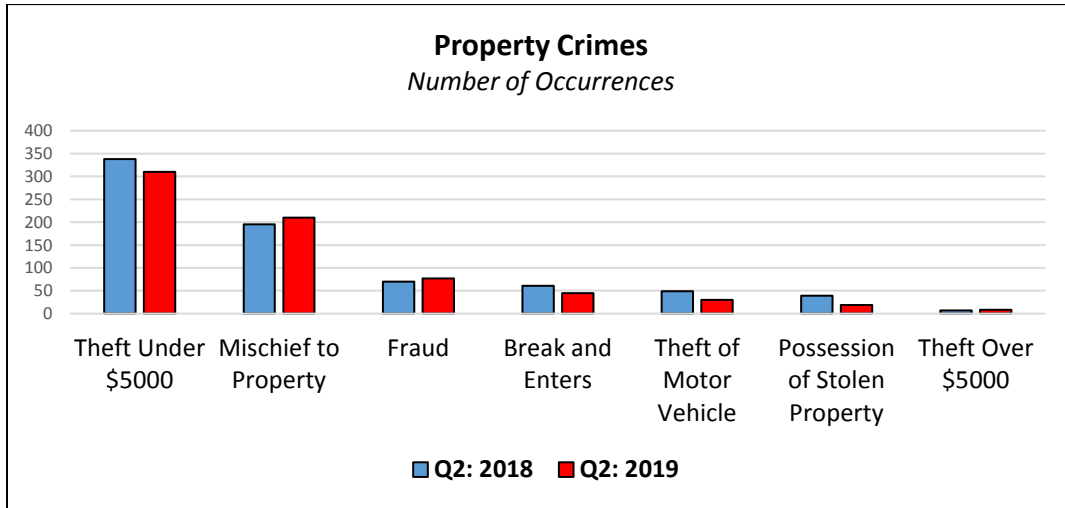
- **Hot Spot Policing Statistical Analysis.** Hot spots, or areas within the city that have a higher concentration of crime, are determined by the St. Albert Crime Analyst after a statistical analysis has been conducted on type of crime, trends and geographic location. The information is shared daily. Armed with this information, members focus their pro-active patrols to hot spot areas. By focusing resources and policing activities, the RCMP aims to prevent crime through increased visibility, community engagement, and enforcement, resulting in an overall reduction of crime in our city.
- **Prolific Offender Management.** This initiative aims to improve public safety by focusing efforts on the most prolific offenders in St. Albert. By identifying and monitoring these offenders, understanding the issues that influence their criminal actions, and providing a mechanism to connect clients with appropriate supports, the St. Albert RCMP intends to reduce crime and reoffending rates. Through offender management and the strict enforcement of court imposed conditions, the St. Albert RCMP also aims to improve offender accountability and promote community safety.
- **#9PMRoutine and Lock-It-Or-Loose-It.** Used by police agencies across North America, these campaigns educate our citizens by creating awareness and promoting accountable practices that can help prevent and deter crimes of opportunity. The #9PMRoutine aims to remind citizens to protect themselves and their property by participating in a nightly routine. The Lock-It-Or-Loose-It program is an ongoing detachment initiative designed to educate and encourage citizens to be diligent in securing their property. Both crime reduction strategies promote visibility, community engagement, and intelligence gathering through citizen consultation.
- **Crime Prevention Through Environmental Design (CPTED) – Community Information Sessions.** CPTED promotes community safety by educating our citizens on how to influence the design and physical use of space surrounding our environment to reduce opportunities for crime and mitigate the fear of crimes associated to certain areas. This crime reduction strategy promotes police visibility, community engagement, and intelligence gathering through citizen consultation.
- **Disrupt and Dismantle Drug Trafficking.** Efforts will continue to impede drug trafficking in St. Albert. Source recruitment, collaboration with partnering agencies, community residents and intelligence led investigations will be a priority. In working with our citizens, the RCMP intends to promote community safety by proactively identifying offenders and criminal organizations that benefit from providing illegal and dangerous substances to our community.

PERFORMANCE MEASURES AND ANALYSIS

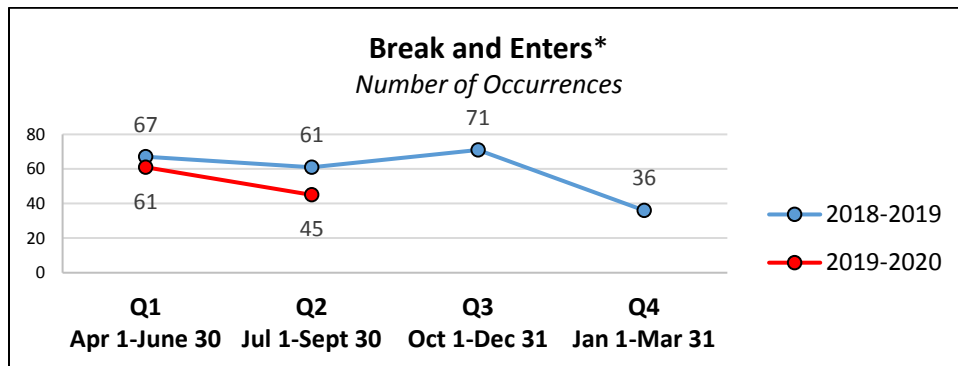
PROPERTY CRIMES

Overall, in Q2: 2019, there was a slight decrease (8%) in the total number of property crimes when compared to Q2: 2018. In Q2: 2019, there were a total of 699 property crimes, while Q2: 2018 had 759

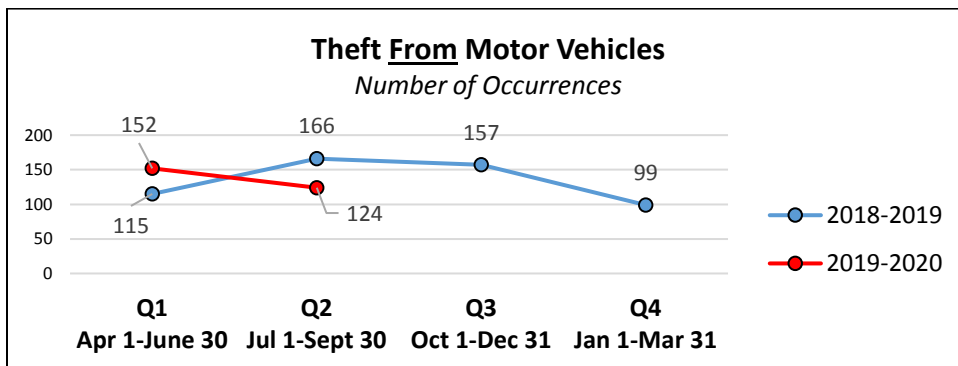
offences. However, the two most frequently reported crimes remain the same – Theft Under \$5000 and Mischiefs.



Looking closer at the categories that are included within property crimes, in Q2: 2019 Break and Enters decreased by 26% while Theft from Motor Vehicles decreased by 18%. Analysis of data in Q1: 2019 determined the majority of thefts from motor vehicles occurred from unlocked vehicles with valuable property inside. This trend remains the same for Q2: 2019.



*Includes unlawfully in a dwelling place



During Q2: 2019, the Hot Spot Policing analysis determined linkages between crime types and locations of interest. Certain areas, of St. Albert were reporting more crime and disorder than other areas of the city. As a result, additional pro-active patrols were conducted by the RCMP and our partners in the neighbourhoods of Grandin, Deer Ridge, North Ridge, Lacombe Park, and Erin Ridge. Members responded with increased visibility, opportunity for engagement and education to promote a shared responsibility for crime reduction.

During the second quarter, intelligence-led policing and information sharing between multiple agencies assisted the St. Albert Crime Reduction Unit (CRU) in executing four additional search warrants resulting in 24 Criminal Code charges being laid. Of note, a number of these charges were related to firearms offences. Furthermore, the Crime Analyst continually updates CRU on emerging patterns and new crime trends occurring within the community. Daily monitoring and analysis combined with the frequent sharing of inter-agency information has led to the development of special crime reduction projects targeting property crimes.

In the second quarter of 2019, the St. Albert RCMP conducted 78 offender checks which resulted in three breach of court order charges. The number of offender checks decreased by 32% in Q2: 2019 compared to Q1: 2019 as a result of less offenders having curfew conditions over the past few months.

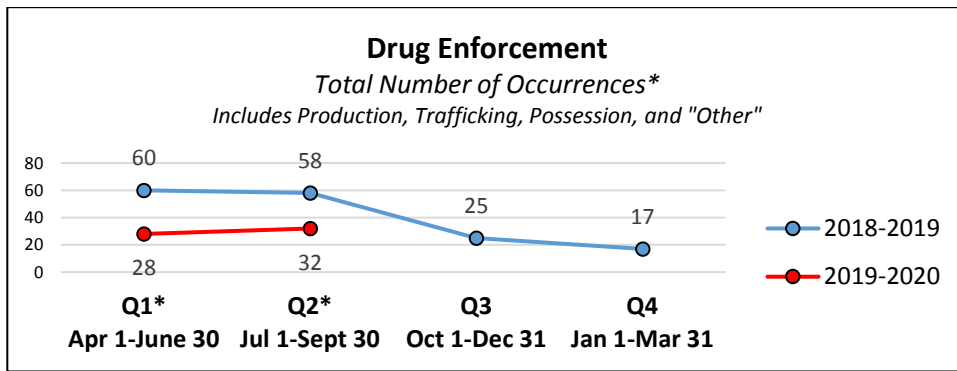
The Community Policing/Victim Services (CPVS) unit continued to promote the #9PMRoutine campaign as well as CPTED best practices within the community. In the second quarter, CPVS attended 22 Block Parties, the Seniors Expo, 26 cart patrols, and 4 bike patrols. During these events and patrols, members handed out information on the campaign and conversed with residents of all ages about strategies to reduce their vulnerability to crime. In St. Albert during the summer season bikes, continued to be a target for theft due to its high value and easy access. Members connected with the public by installing over 100 bicycle bells on residents' bicycles as part of the Lock-It-Or-Loose-It and #9PMRoutine initiatives. Members have received very positive feedback from attendees at these events indicating that these campaigns are helping to educate our citizens, and thus aid in protecting, the residents of St. Albert.

In Q2: 2019, a partnership was developed between CPVS and the City of St. Albert's communications department. As a result, #9PMRoutine information has been published twice a month in the St. Albert Gazette's "City Lights" section. Additionally, they have issued Tweets and Facebook posts with #9PMRoutine messages every month. Furthermore, the Communications Department has added the #9PMRoutine information page to the City's website as approved by the St. Albert RCMP.

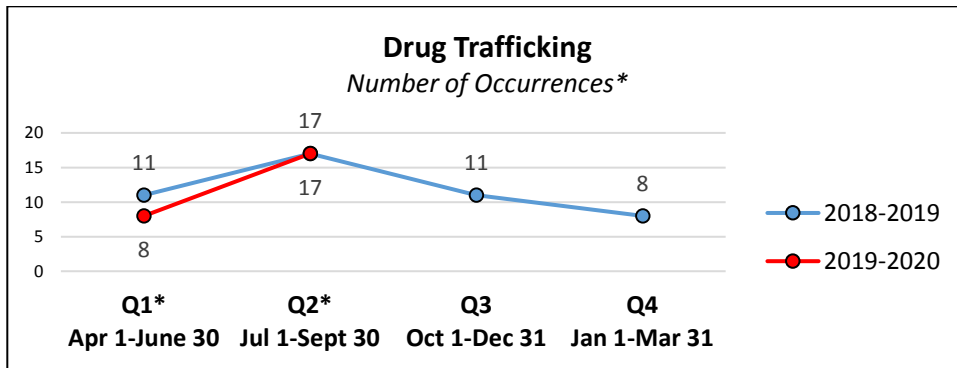
DRUG OFFENCES

In order for the St. Albert Drug Unit to meet their policing priority of a 10% increase in drug trafficking offences, the unit needs to lay 129 Controlled Drug and Substances Act (CDSA) charges in the 2019-2020 fiscal year, or approximately 32 charges per quarter.

There was a slight increase (14%) in the total number of drug offences in Q2: 2019 compared to Q1: 2019. However, in Q2: 2019, the St. Albert Drug Unit laid 41 CDSA charges – a 156% increase compared to Q1: 2019 and a 95% increase compared to Q2: 2018.

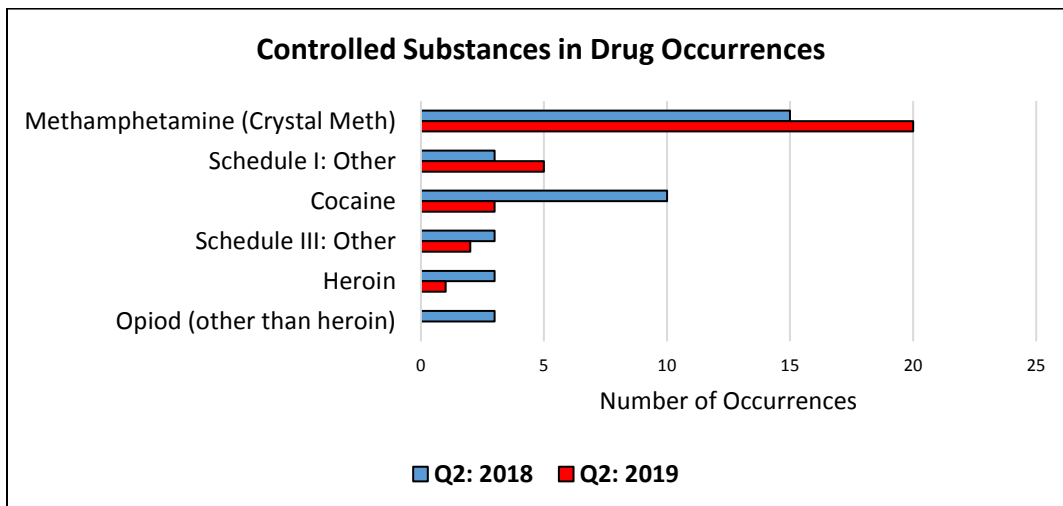


**Due to legalization, cannabis-related offences were only included in the total number of drug occurrences for Q1 and Q2 (2018-2019)*



**Due to legalization, cannabis-related offences were only included in the total number of drug occurrences for Q1 and Q2 (2018-2019)*

With regards to the type of controlled substance most frequently involved in St. Albert’s drug offences, Q2: 2019 saw a similar trend as seen in Q1. The trafficking/possession of Methamphetamine (Crystal Meth) increased with 20 offences in Q2: 2019 and 15 offences in Q2: 2018.



2. Community Policing

OBJECTIVE

Work in partnership with the St. Albert Policing Committee, social agencies, schools, and the community to reduce crime and increase trust and confidence in policing.

OUTCOMES

- Increased partnerships and visibility in the community
- Visibility in schools with a focus on building relationships with youth
- Increased information and education in the community

TARGET MEASURES

- Focused community education & collaboration
- Increased reporting of involvement in the Violent Threat Risk Analysis

INITIATIVES

The St. Albert RCMP community policing initiatives were designed to promote visibility, establish trusting relationships, build capacity, and develop sustainable partnerships. For the 2019-2020 fiscal year, these initiatives include:

- **Increased Visibility and Connection to the Community.** Focused community education through media and member attendance in foot and vehicle patrols at community engagement events.
- **Violence Threat Risk Assessment (VTRA).** Continued support to schools and community agencies when VTRA situations arise and completing the writing and signing of the VTRA Protocol.
- **School Liaison/Youth Education.** With over 12,000 students in the St. Albert school system¹, regular visits and planned presentations to schools by CPVS members is an important component in drug awareness, internet safety, bullying, and the promotion of healthy choices (i.e., vaping and cannabis legislation).

PERFORMANCE MEASURES AND ANALYSIS

During the second quarter of 2019, the St. Albert RCMP disseminated 23 media releases focusing on emerging crime trends (i.e., break and enters to garages and distraction thefts), bicycle safety, and recent arrests involving offenders charged with firearms offences. All of the media reports can be found on the City of St. Albert's website in the [Policing Reports section](#).

In the second quarter, the St. Albert RCMP continued to be visible within the community, connecting with residents and attending numerous educational and community events (see **Appendix B**). Participation at these events provided an opportunity for members to further promote the #9PMRoutine and Lock-It-Or-Loose-It initiatives and CPTED best-practices.

¹ More than 7600 students are enrolled in St. Albert Public Schools (<https://stalbert.ca/home/community/schools/public-school-district/>); approximately 460 students are enrolled in the St. Albert Francophone Schools (<https://at.centrenord.ab.ca/en/about/principals-message> and <https://lm.centrenord.ab.ca/en/about/principals-message>); and approximately 4000 students are enrolled in the Greater St. Albert Catholic Schools (<https://www.gsacrd.ab.ca/about-us>).

Aside from these events, members taught bicycle safety at 7 Bike Safety Camps, completed cart and bike patrols on the trail system, and issued numerous positive tickets to youth who they observed exhibiting positive behaviors. Presentations were also delivered to the summer high school Career and Life Management classes (CALM) and to Cruising Clubhouse programs in order to maximize the number of youth members could engage. During the summer months, the Grade 6 and Grade 9 Drug Awareness lesson plans and presentations were updated to incorporate a healthy choices theme in conjunction with information about vaping and cannabis. To date, teachers have provided positive feedback with regards to this new material.

The Violent Threat Risk Assessment (VTRA) protocol is in the final stages of signing and has been forwarded to the Department of Justice Canada for a legal review. During the second quarter, the St. Albert RCMP received 4 requests to participate in the VTRA process. None of the requests resulted in criminal charges and all four requests were deferred to school and community partners for resolution.

3. Traffic Safety

OBJECTIVE

Enhance road and citizen safety.

OUTCOMES

- Increased visibility on major roadways and in neighbourhoods
- Increased traffic enforcement
- Decreased collisions

TARGET MEASURES

- Increase impaired driving detection by 25%
- Decrease collisions by 10%
- Focused community engagement – traffic safety

INITIATIVES

Traffic safety remains a priority for the St. Albert RCMP. Accordingly, the St. Albert Traffic Services Unit has adopted the following initiatives in order to meet their 2019-2020 fiscal target measures:

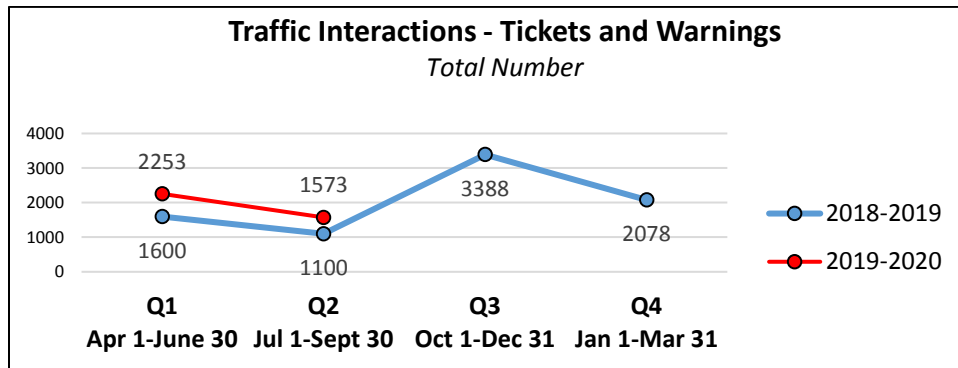
- **Mandatory Alcohol Screening (MAS) Tracking.** All Traffic Services and General Duty members are to track MAS usage and report the number of impaired driving charges yielded from MAS.
- **Weekly Check Stops.** Traffic Services and General Duty members will conduct weekly check stops on major arterial roadways and residential neighbourhoods (52 yearly in total) in St. Albert. The focus of check stops will be in response to hot spot analysis of traffic need as well as supporting community and provincial initiatives. The number of cannabis-related charges associated to vehicles will also be included and reported.
- **Traffic Interactions.** General Duty and Traffic Services members will measure the total number of traffic interactions (tickets and warnings) each month and report the number of violation tickets issued in regard to Distracted Driving, Speeding, and Careless Driving.

- Education and Communication.** Traffic Services will provide weekly media messaging to the general public and ongoing collaboration and support to Provincial and Municipal partners. Traffic Services will also partner with schools, youth, and subject matter experts in order to design a strategy aimed at young drivers with a focus on drug/impaired driving, seatbelts (child/infant) and safe driving apps.

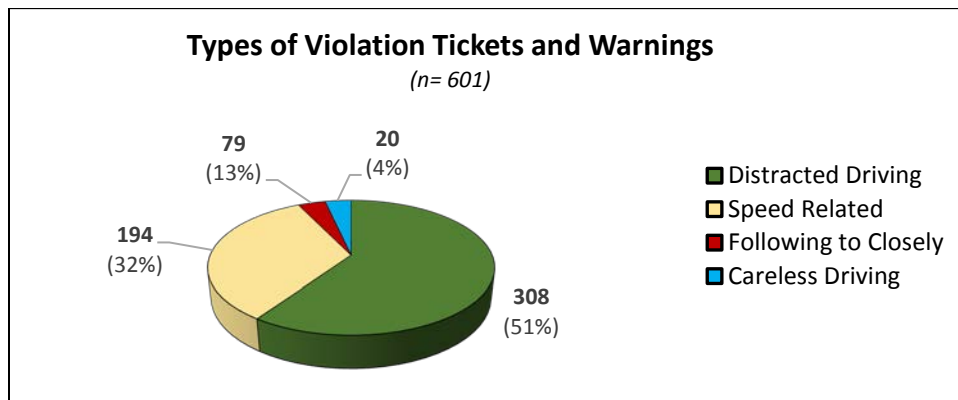
PERFORMANCE MEASURES AND ANALYSIS

St. Albert Traffic Services, in partnership with Municipal Enforcement Services and General Duty members, completed 32 Check Stops in Q2: 2019. This effort focused on impaired operation (drug and alcohol) as well as intersection safety and distracted driving. These check stops occurred in high visibility locations on arterial and residential roads and were both roving and stationary, utilizing bicycle and vehicle patrols.

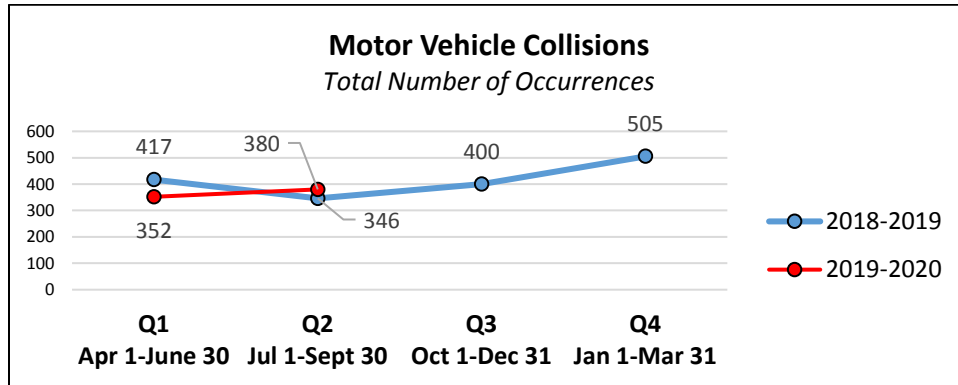
Overall, in Q2: 2019, approximately 1,573 traffic interactions (tickets/warnings) were recorded, a 43% increase compared to the second quarter in 2018.



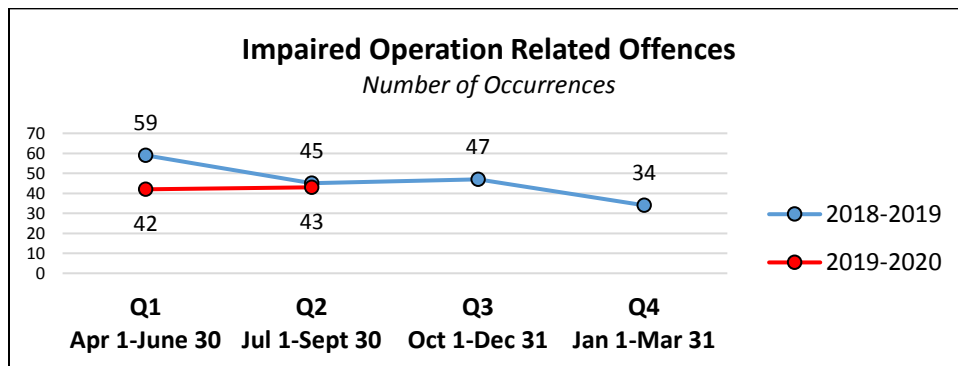
The 2018 City of St. Albert Traffic Safety and Implementation plan identified driver behaviour associated to an increase in collisions as careless driving, following to closely, distracted driving, and speeding as influencing factors of motor vehicle collisions. The RCMP has supported City initiatives to reduce collisions by proactively targeting, through education and enforcement, the identified violations below. Of the 1,573 traffic interactions and warnings during the second quarter that were personally issued, 601 of these tickets and warnings were violations that involved one of the four priorities identified by the plan (see pie chart below). Compared to the first quarter of 2019, the second quarter saw a 5% increase in these types of tickets and warnings issued to drivers.



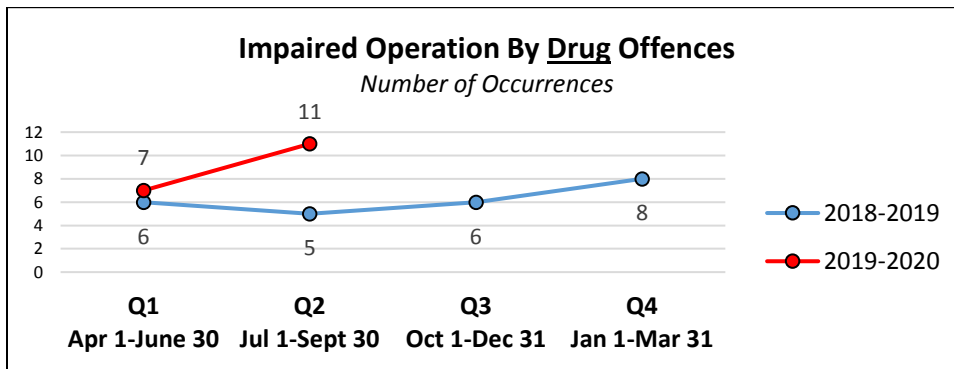
In the second quarter of 2019, the total number of reported traffic collisions increased 8% compared to Q1: 2019 and increased 10% compared to Q2: 2018. Multiple variables influence collisions beyond the scope of education and enforcement, this trend will be monitored.



On December 18th, 2018, changes to Canadian laws relating to alcohol-impaired driving in the Criminal Code took effect. The alcohol-impaired driving reforms implemented mandatory alcohol screening (MAS) which authorizes law enforcement to demand a breath sample at the roadside from any driver that has been lawfully stopped. For the second quarter of the 2019-2020 fiscal year, the St. Albert RCMP conducted approximately 889 MAS demands and recorded 1 warning and 2 fails. Internal mechanisms continue to be improved in order to accurately capture the number of MAS demands. Compared to Q2: 2018, impaired operation offences have remained relatively consistent with only a slight decrease of 4% in Q2: 2019.



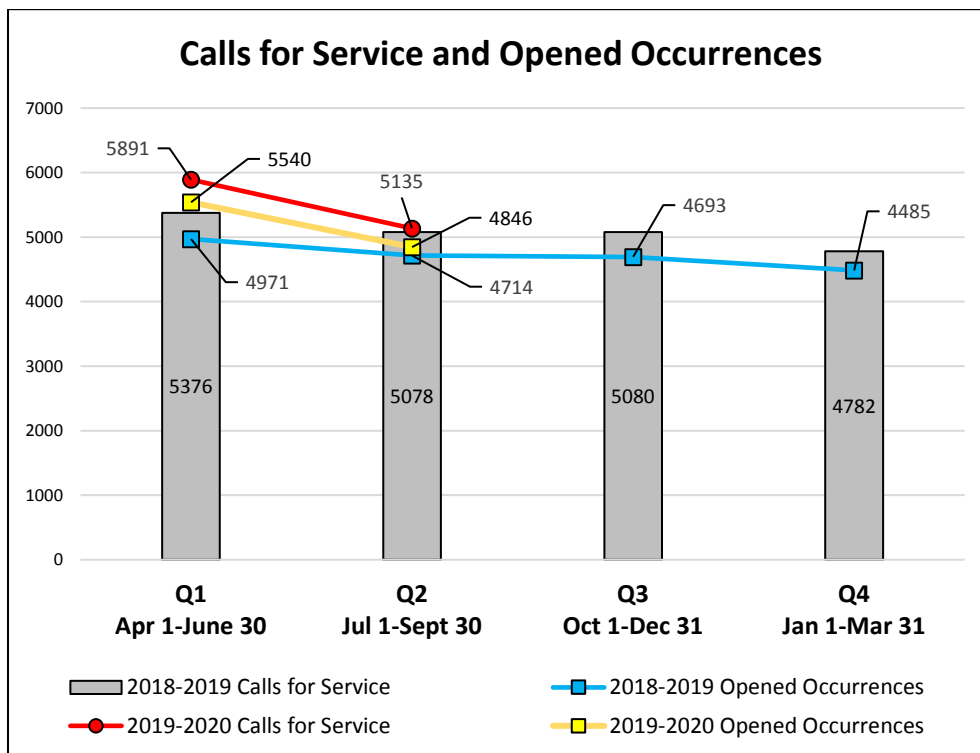
However, there was a significant increase in the number of reported impaired operations by drug offences. In Q2: 2019, there were 11 impaired operation occurrences from drugs while Q2: 2018 only had 5 occurrences. This will be closely monitored and assessed in the third and fourth quarters of the 2019-2020 fiscal year.



GENERAL DETACHMENT UPDATES

Calls for Service

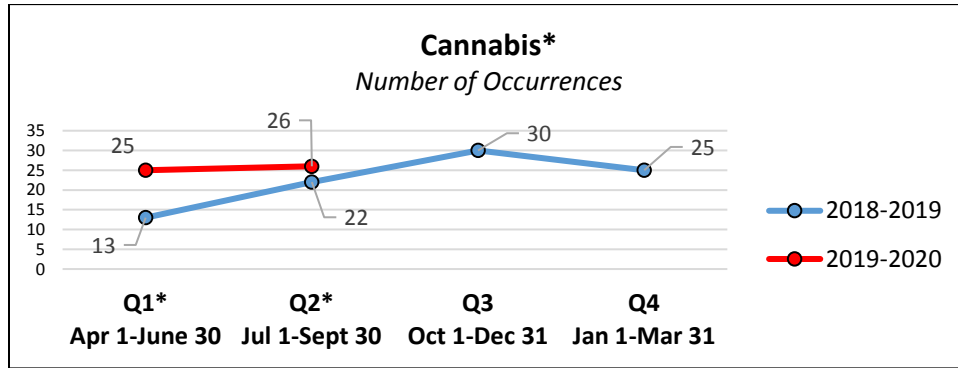
The RCMP received 5,131 calls for service with 4,846 occurrences opened in the second quarter of 2019. Of these opened occurrences, 1,054 were criminal code offences. During the second quarter of 2018, the RCMP received 5,118 calls for service with 4,755 occurrences opened and 1,203 of these matters criminal code offences. Thus, Q2: 2019 saw a very slight 0.25% increase in total calls for service and a 2% increase in criminal code matters.



Emerging Trends

In Q2: 2019, the number of cannabis-related files has remained relatively unchanged with 26 occurrences. Of these 26 reported occurrences, three files were related to Municipal Bylaws. Nevertheless, with the

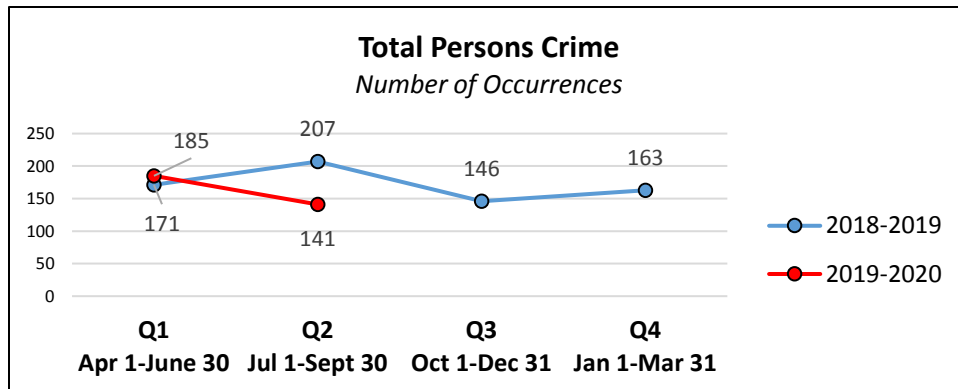
legalization of cannabis-edibles on Oct 17th, all cannabis-related files will be closely monitored and assessed as the fiscal year progresses.



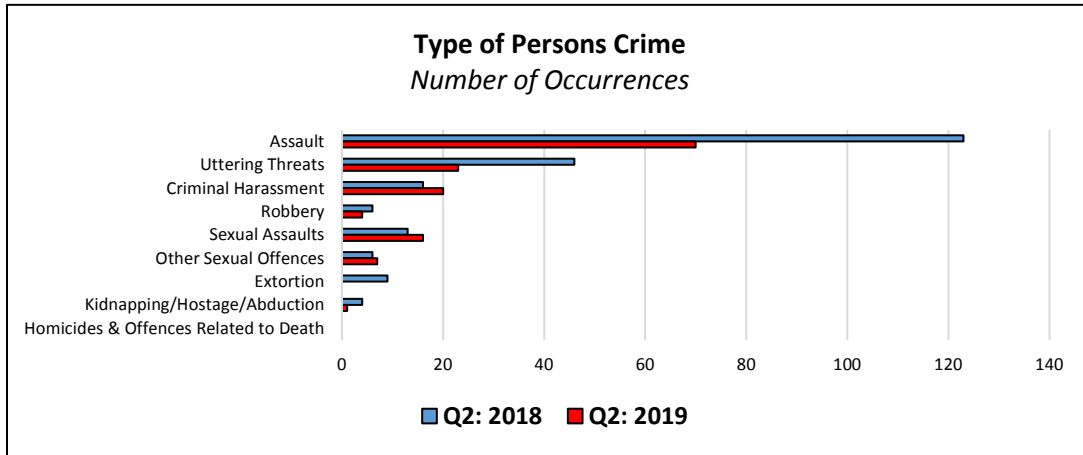
*Due to legalization, cannabis-related offences were only included in the total number of drug occurrences for Q1 and Q2 (2018-2019)

Crimes Against Persons

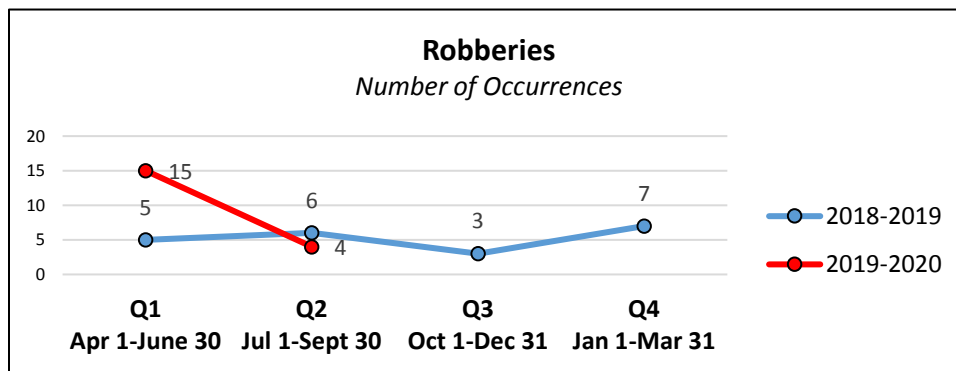
In the second quarter of 2019, St. Albert saw a decrease of 32% in the total number of Persons Crimes compared to the second quarter in 2018 (141 occurrences and 207 occurrences respectively).



Of note, there was a significant decrease (43%) in the number of assaults in Q2: 2019 compared to Q2: 2018 (70 and 123 occurrences respectively). This is attributed to the decrease in assaults on Peace Officers and the decrease in assaults causing bodily harm. Of note, the number of reported domestic assault files has also decreased. Of the 70 assaults reported in Q2: 2019, 37 were related to domestic violence. Compared to Q2: 2018, this is a 16% decrease (44 assaults were related to domestic violence). Multiple variables, such as the designation of a detachment domestic violence unit, may impact these crime types that are beyond control of the police. Therefore, a decrease in such offences will continue to be monitored.



In first quarter report, it was noted that robberies had significantly increased compared to the first quarter of 2018. Although this was a trend that began to appear in the fourth quarter of 2018 and continued into the first quarter of 2019, the second quarter of 2019 saw a significant decrease in robbery occurrences. In Q1: 2019 there were 15 occurrences but only 4 occurrences in Q2: 2019 (a 73% decrease).



Detachment Resources

Detachment resources fluctuated due to transfers, secondments, illness, and training. At the beginning of Q2 the detachment had 58 members actively serving the community and the end of Q2 showing 63 active members. Members have been identified to backfill vacancies, with three arriving in November 2019.

P.G. Robinson, Inspector,
Officer in Charge, St. Albert Detachment

APPENDIX A

The following chart illustrates St. Albert's second quarter crime statistics over a 6-year period.²

Crime Statistics (Actual) Q2: 2014 - 2019

All categories contain "Attempted" and/or "Completed"

October-02-19

CATEGORY	Trend	2014	2015	2016	2017	2018	2019	% Change 2014 - 2019	% Change 2018 - 2019	Avg File +/- per Year
Homicides & Offences Related to Death		0	0	0	2	0	0	N/A	N/A	0.1
Robbery		0	5	4	4	6	4	N/A	-33%	0.7
Sexual Assaults		2	7	10	11	13	16	700%	23%	2.5
Other Sexual Offences		1	1	13	5	6	7	600%	17%	1.1
Assault		92	77	109	95	123	70	-24%	-43%	0.4
Kidnapping/Hostage/Abduction		1	3	1	5	4	1	0%	-75%	0.2
Extortion		0	0	0	0	9	0	N/A	-100%	0.8
Criminal Harassment		9	17	20	24	16	20	122%	25%	1.6
Uttering Threats		15	28	31	35	46	23	53%	-50%	2.8
TOTAL PERSONS		120	138	188	181	223	141	18%	-37%	10.1
Break & Enter		49	59	63	92	61	45	-8%	-26%	0.4
Theft of Motor Vehicle		23	37	37	36	49	30	30%	-39%	2.0
Theft Over \$5,000		4	9	5	11	7	8	100%	14%	0.6
Theft Under \$5,000		210	440	324	420	338	310	48%	-8%	8.3
Possn Stn Goods		9	23	22	27	39	19	111%	-51%	2.9
Fraud		41	45	77	87	70	77	88%	10%	7.6
Arson		4	1	2	0	0	0	-100%	N/A	-0.7
Mischief To Property		289	396	264	201	195	210	-27%	8%	-30.3
TOTAL PROPERTY		629	1,010	794	874	759	699	11%	-8%	-9.2
Offensive Weapons		11	13	6	16	13	7	-36%	-46%	-0.3
Disturbing the peace		115	86	55	44	68	92	-20%	35%	-5.1
Fail to Comply & Breaches		52	59	101	103	101	80	54%	-21%	7.7
OTHER CRIMINAL CODE		31	38	40	38	39	35	13%	-10%	0.6
TOTAL OTHER CRIMINAL CODE		209	196	202	201	221	214	2%	-3%	2.8
TOTAL CRIMINAL CODE		958	1,344	1,184	1,256	1,203	1,054	10%	-12%	3.7
Fatals		0	0	0	0	0	0	N/A	N/A	0.0
Injury MVC		21	22	44	43	32	55	162%	72%	5.7
Property Damage MVC (Reportable)		297	314	269	265	285	306	3%	7%	-1.3
Property Damage MVC (Non Reportable)		25	21	19	17	19	19	-24%	0%	-1.1
TOTAL MVC		343	357	332	325	336	380	11%	13%	3.3

² The statistics provided in this report are compiled by the "K" Division Corporate Client services. As investigations proceed or are concluded, the statistical scoring is amended to reflect the most accurate categorization at the time which can lead to minor differences in the stats throughout the year.

APPENDIX B

During the second quarter of the 2019-2020 fiscal year, the St. Albert RCMP participated in numerous community events to increase visibility and initiate opportunity to engage with our citizens about Crime Reduction and public safety. Aside from 4 bicycle patrols, 26 cart patrols and 22 Block Parties, the following is a list of these meetings and events.

1. Participated in St. Albert's Canada Day events
2. Attended the Humboldt Memorial Charity Tournament
3. Weekly attendance at the St. Albert Farmer's Market
4. Foot patrols of Servus Place and the St. Albert Centre mall
5. Attendance at the LGBTQ+ BBQ and BAM event at Lions Park
6. Participated in the Safety Social at the Nevada Place Apartments
7. Provided traffic control for the Rockn' August parade
8. Met with the Parents Empowering Parents group
9. Visited two local daycares and talked to children about safety
10. Attended the Welcome Back BBQ's at Paul Kane and Bellerose schools
11. Delivered a Bus Safety talk at Father Jan School
12. Provided traffic safety for several school Terry Fox runs
13. Attended lockdown drills at Akins and Gish Schools
14. Joined the St. Albert Art Walk
15. Attended the First Responder Breakfast (hosted by Ironwood Estates) and visited with seniors
16. Participated in two Friendship Force events where St. Albert residents billet visitors from other countries
17. Neighbourhood Watch meeting
18. Victim Services meetings
19. Orange Shirt Day at St. Albert Place
20. City of St. Albert Police Committee Meeting
21. School Resource Officer report to the Public School Board