

ST. ALBERT RCMP

QUARTERLY REPORT

Q3 – 2019

October 1, 2019 to December 31, 2019



Completed by: Insp. Pamela ROBINSON

INTRODUCTION

The RCMP Quarterly Policing Report has been prepared to provide the St. Albert Police Committee, City Council, and the Community with an update on the status of policing in the City of St. Albert.

The Annual Performance Plan (APP) is used by RCMP Detachments across the country as a forum to build relationships and develop plans to ensure our service delivery meets community needs. The detachment presents the St. Albert Police Committee with a quarterly report to promote accountability and transparency in policing. It was developed in consultation with the City of St. Albert Policing Committee, with input from our residents, stakeholders, and community organizations to capture the needs and concerns of residents in our city.

ANNUAL POLICING PLAN PRIORITIES

From April 2019 to March 2020, this plan identifies a number of strategic priorities that are important to St. Albert residents and consistent with the policing priorities established by the Province of Alberta, the RCMP, and the Government of Canada. The St. Albert Policing Community identified citizen concerns as a need for increased visibility, crime reduction, and meaningful community engagement. In consultation with the Police Committee, the policing priorities for this year's APP cycle are as follows:

- Crime Reduction
- Community Policing
- Traffic Safety

This report provides the third quarter progress for 2019.

1. CRIME REDUCTION

OBJECTIVE

Reduce theft, theft from vehicles, break and enters, and drugs within the community.

OUTCOMES

- Increased crime prevention
- Increased enforcement of crime
- Increased citizen safety

TARGET MEASURES

- 10% reduction in property crimes
- 10% reduction in theft from motor vehicles
- 10 % reduction in break and enter occurrences
- 10% increase in drug trafficking offences

INITIATIVES

Public safety is a community responsibility. The St. Albert RCMP is committed to ensuring public safety is

maintained in the City of St. Albert and will continue to increase public awareness and engagement through a number of activities and programs designed to reduce crime. When we connect with our community to create awareness, identify opportunities for public education on crime reduction, and complete proactive enforcement, the RCMP expects to deter and mitigate property crimes and illegal drug activity.

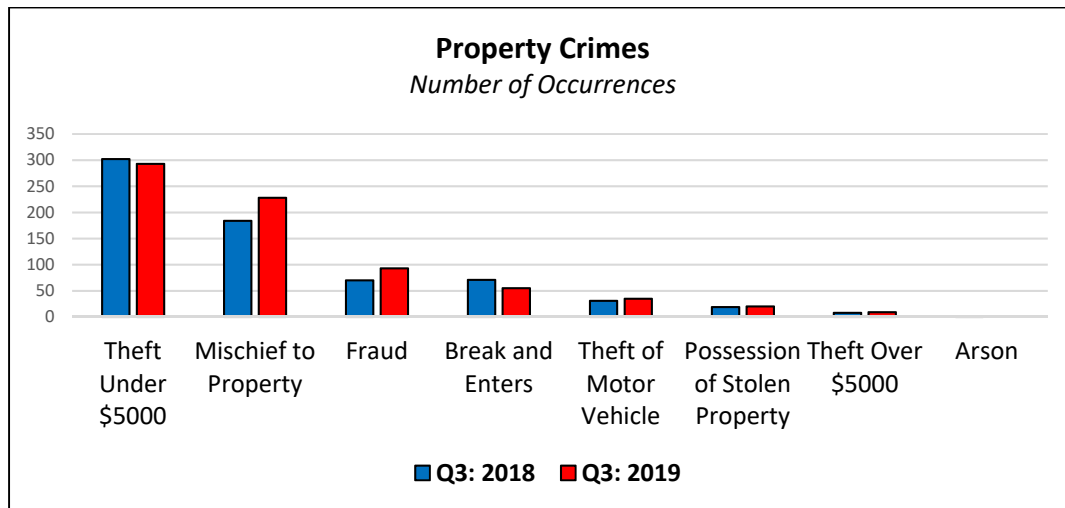
- **Hot Spot Policing Statistical Analysis.** Hot spots, or areas within the city that have a higher concentration of crime, are determined by the St. Albert Crime Analyst after a statistical analysis has been conducted on type of crime, trends and geographic location. The information is shared daily. Armed with this information, members focus their pro-active patrols to hot spot areas. By focusing resources and policing activities, the RCMP aims to prevent crime through increased visibility, community engagement, and enforcement, resulting in an overall reduction of crime in our city.
- **Prolific Offender Management.** This initiative aims to improve public safety by focusing efforts on the most prolific offenders in St. Albert. By identifying and monitoring these offenders, understanding the issues that influence their criminal actions, and providing a mechanism to connect clients with appropriate supports, the St. Albert RCMP intends to reduce crime and reoffending rates. Through offender management and the strict enforcement of court-imposed conditions, the St. Albert RCMP also aims to improve offender accountability and promote community safety.
- **#9PMRoutine and Lock-It-Or-Loose-It.** Used by police agencies across North America, these campaigns educate our citizens by creating awareness and promoting accountable practices that can help prevent and deter crimes of opportunity. The #9PMRoutine aims to remind citizens to protect themselves and their property by participating in a nightly routine. The Lock-It-Or-Loose-It program is an ongoing detachment initiative designed to educate and encourage citizens to be diligent in securing their property. Both crime reduction strategies promote visibility, community engagement, and intelligence gathering through citizen consultation.
- **Crime Prevention Through Environmental Design (CPTED) – Community Information Sessions.** CPTED promotes community safety by educating our citizens on how to influence the design and physical use of space surrounding our environment to reduce opportunities for crime and mitigate the fear of crimes associated to certain areas. This crime reduction strategy promotes police visibility, community engagement, and intelligence gathering through citizen consultation.
- **Disrupt and Dismantle Drug Trafficking.** Efforts will continue to impede drug trafficking in St. Albert. Source recruitment, collaboration with partnering agencies, community residents and intelligence led investigations will be a priority. In working with our citizens, the RCMP intends to promote community safety by proactively identifying offenders and criminal organizations that benefit from providing illegal and dangerous substances to our community.

PERFORMANCE MEASURES AND ANALYSIS

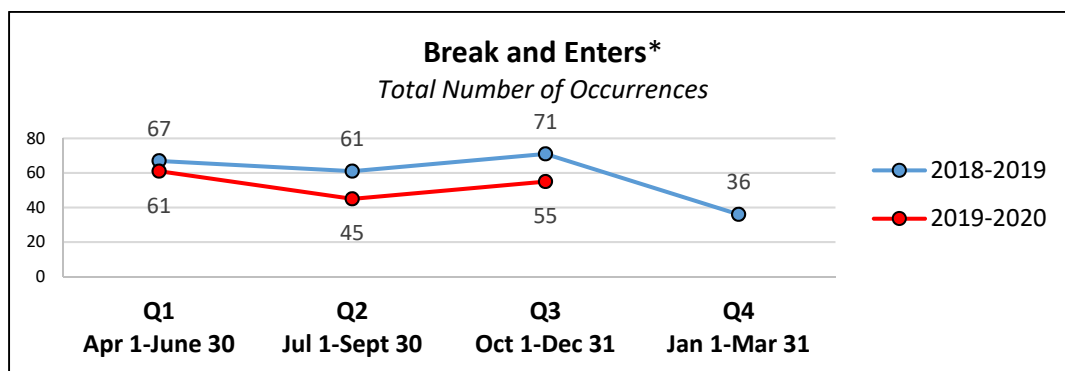
PROPERTY CRIMES

Overall, in Q3: 2019, there was a slight increase (7%) in the total number of property crimes when compared to Q3: 2018. In Q3: 2019, there were 733 reported property crimes, while Q3: 2018 had 686 offences. Of

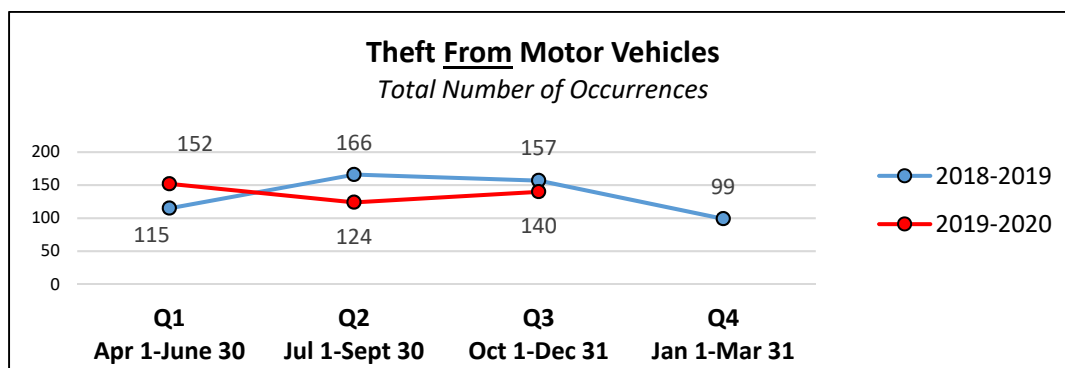
these offences, Theft Under \$5000 and Mischief were the two most frequently reported crimes in Q3: 2019. An increase in shoplifting occurrences around the holiday season attributed to these results, 2019 Q3: 74 and 2018. Emerging trends for theft under in this quarter, included theft of mail and catalytic converters from vehicles.



Although Q3: 2019 saw an increase in the total number of reported property crimes (compared to Q3: 2018), the number of Break and Enters and the number of Theft from Motor Vehicles decreased by 22.5% and 11% respectively. Analysis of data in both the first and second quarters of 2019 determined the majority of thefts from motor vehicles occurred from unlocked vehicles with valuable and visible property inside. This analysis remains true for the third quarter.



*Includes unlawfully in a dwelling place



During Q3: 2019, the Hot Spot Policing analysis continued to determine linkages between crime types and locations of interest. This analysis revealed that certain areas of St. Albert were reporting more crime and disorder than other areas of the city. As a result, the RCMP and neighbourhood partners conducted additional pro-active patrols in the neighbourhoods of Grandin, Oakmont, Campbell Industrial Park, Deer Ridge, North Ridge, Heritage Lakes, and Lacombe Park. In December, the St. Albert RCMP were proactively patrolling one of these “hot spots” when they observed a truck and trailer stopped behind a business on Carleton Drive in the Campbell Industrial Park. After investigating and gathering information through police checks, it was determined the truck and trailer were stolen and the two individuals inside were wanted on several outstanding warrants. Both individuals were arrested and charged with multiple criminal code offences.

During the third quarter, intelligence-led policing and information sharing between multiple agencies assisted the St. Albert Crime Reduction Unit (CRU) in executing six additional search warrants for stolen property resulting in 18 Criminal Code charges being laid. The Crime Analyst continues to work closely with CRU and update them on emerging patterns and new crime trends occurring within the community. Daily monitoring and analysis combined with the frequent sharing of inter-agency information has assisted CRU in targeting certain areas and arresting property crime offenders.

In the third quarter of 2019, the St. Albert RCMP laid 10 breach of court order charges as a direct result of the 17 offender checks conducted. Although the number of offender checks may seem low, the third quarter was similar to the second quarter in that it had fewer offenders with curfew conditions.

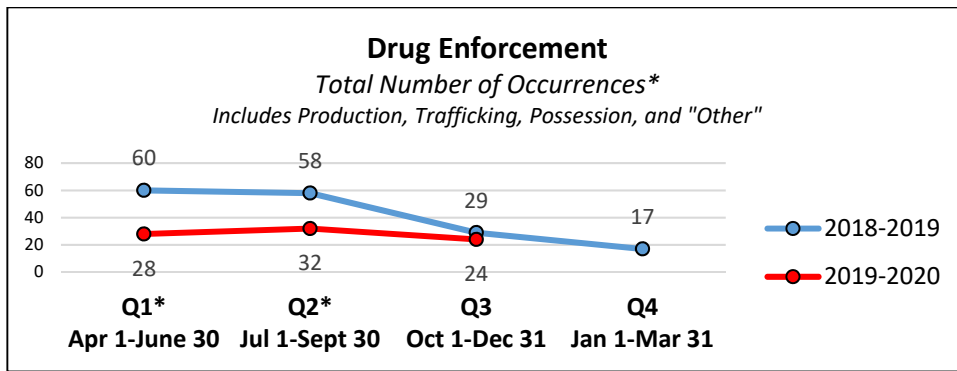
During the third quarter, CPVS distributed promotional items promoting the #9PMRoutine to attendees of the Seniors Expo, Bank Fraud Presentation, SAM Master Planning Seminar, Crime Prevention Sessions, Food Bank Hamper night, and CFMH Safety Social. The #9PMRoutine continued to be promoted on the City of St. Albert’s website as well as through their social media platforms (Facebook and Twitter). Furthermore, relevant media releases have had consistent messaging regarding the "Lock-it-or-Loose-It" and "#9PMRoutine.”

CPVS also partnered with the Neighbourhood Development Officer for Community Social Development to host two Crime Prevention Through Environmental Design (CPTED) best practices presentations at the St. Albert Library. CPVS members also attended a local 3-day CPTED course and a CPTED meeting and presentation in Red Deer in order to bring back new ideas for possible future projects.

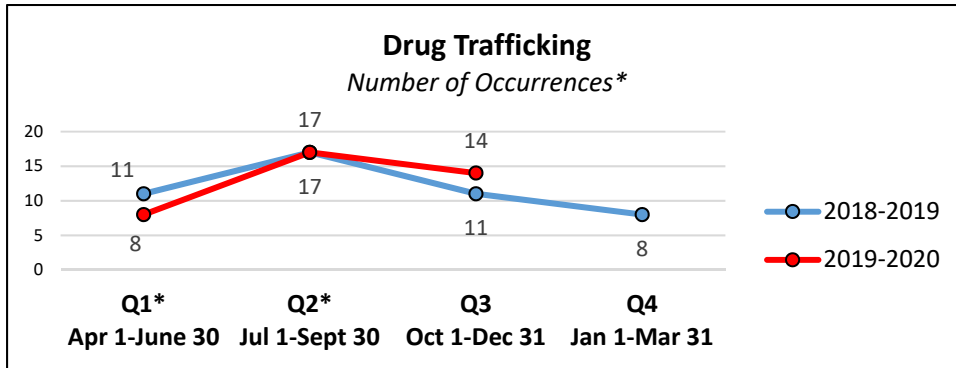
DRUG OFFENCES

In order for the St. Albert Drug Unit to meet their policing priority of a 10% increase in drug trafficking offences, the unit needs to lay 129 Controlled Drug and Substances Act (CDSA) charges in the 2019-2020 fiscal year, or approximately 32 charges per quarter.

There was a 17% decrease in the total number of drug offences in Q3: 2019 compared to Q3: 2018. Nevertheless, the St. Albert Drug Unit still laid 38 CDSA charges – a 41% increase compared to Q3: 2018.

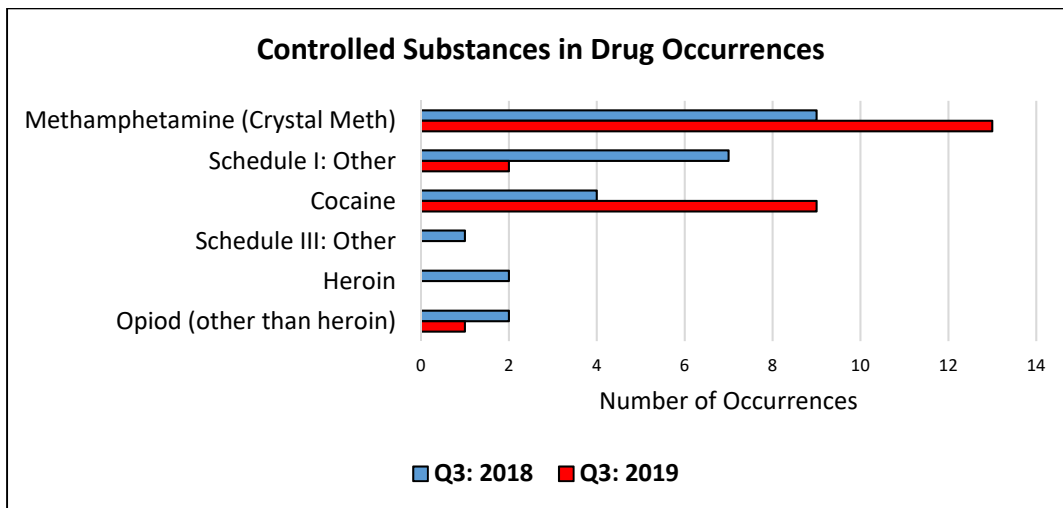


**Due to legalization, cannabis-related offences were only included in the total number of drug occurrences for Q1 and Q2 (2018-2019)*



**Due to legalization, cannabis-related offences were only included in the total number of drug occurrences for Q1 and Q2 (2018-2019)*

The trafficking/possession of Methamphetamine (Crystal Meth) still remains the most prevalent substance involved in drug offences with 13 occurrences in Q3: 2019. Compared to Q3: 2018, this is a 44% increase as there were only 9 offences involving Methamphetamine in Q3: 2018.



2. Community Policing

OBJECTIVE

Work in partnership with the St. Albert Policing Committee, social agencies, schools, and the community to reduce crime and increase trust and confidence in policing.

OUTCOMES

- Increased partnerships and visibility in the community
- Visibility in schools with a focus on building relationships with youth
- Increased information and education in the community

TARGET MEASURES

- Focused community education & collaboration
- Increased reporting of involvement in the Violent Threat Risk Analysis

INITIATIVES

The St. Albert RCMP community policing initiatives were designed to promote visibility, establish trusting relationships, build capacity, and develop sustainable partnerships. For the 2019-2020 fiscal year, these initiatives include:

- **Increased Visibility and Connection to the Community.** Focused community education through media and member attendance in foot and vehicle patrols at community engagement events.
- **Violence Threat Risk Assessment (VTRA).** Continued support to schools and community agencies when VTRA situations arise and completing the writing and signing of the VTRA Protocol.
- **School Liaison/Youth Education.** With over 12,000 students in the St. Albert school system¹, regular visits and planned presentations to schools by CPVS members is an important component in drug awareness, internet safety, bullying, and the promotion of healthy choices (i.e., vaping and cannabis legislation).

PERFORMANCE MEASURES AND ANALYSIS

In the third quarter of 2019, the Community Policing/Victim Services (CPVS) unit continued to be visible within the community, connecting with residents and attending numerous educational and community events. Participation at these events provided an opportunity for members to further promote the #9PMRoutine, Lock-It-Or-Loose-It initiatives, and CPTED best-practices within the community. CPVS continues to receive positive feedback from attendees of these events, as well as from teachers and staff at local schools, indicating that these campaigns and presentations are helping to educate our citizens, and thus aid in protecting the residents of St. Albert.

During the third quarter, CPVS attended 33 community events and taught over 40 classes at local schools (see Appendix B).

¹ More than 7600 students are enrolled in St. Albert Public Schools (<https://stalbert.ca/home/community/schools/public-school-district/>); approximately 460 students are enrolled in the St. Albert Francophone Schools (<https://at.centrenord.ab.ca/en/about/principals-message> and <https://lm.centrenord.ab.ca/en/about/principals-message>); and approximately 4000 students are enrolled in the Greater St. Albert Catholic Schools (<https://www.gsacrd.ab.ca/about-us>).

Additionally, CPVS partnered with ESSMY School and the National RCMP Talks and held a live video streaming discussion on Bullying and Cyberbullying. Prior to the video conference, the St. Albert RCMP delivered an interactive session to students who were then given a few weeks to plan a social awareness campaign or project on this topic. Then, during the videoconference, students from ESSMY were able to share their insights, present their project, and have meaningful conversations about bullying and cyberbullying with other students across the country.

During the third quarter, the St. Albert RCMP disseminated 32 media releases focusing on emerging crime trends (i.e., theft of catalytic converters, mail and parcel thefts, and liquor store thefts), National Impaired Driving, Proactive Policing/Community Partnership (theft prevention, hotspot patrols, crime reduction), and recent arrests involving offenders charged with property crimes and drug offences. All of the media reports can be found on the City of St. Albert's website in the [Policing Reports section](#).

In December 2019, the Violent Threat Risk Assessment (VTRA) protocol was legally approved and signed at a St. Albert ceremony in December. During the third quarter, the St. Albert RCMP received 9 requests to participate in the VTRA process. Three of these cases resulted in a Level II case conference involving school/family safety planning. However, at the end of the third quarter, no charges had been laid.

3. Traffic Safety

OBJECTIVE

Enhance road and citizen safety.

OUTCOMES

- Increased visibility on major roadways and in neighbourhoods
- Increased traffic enforcement
- Decreased collisions

TARGET MEASURES

- Increase impaired driving detection by 25%
- Decrease collisions by 10%
- Focused community engagement – traffic safety

INITIATIVES

Traffic safety remains a priority for the St. Albert RCMP. Accordingly, the St. Albert Traffic Services Unit has adopted the following initiatives in order to meet their 2019-2020 fiscal target measures:

- **Mandatory Alcohol Screening (MAS) Tracking.** All Traffic Services and General Duty members are to track MAS usage and report the number of impaired driving charges yielded from MAS.
- **Weekly Check Stops.** Traffic Services and General Duty members will conduct weekly check stops on major arterial roadways and residential neighbourhoods (52 yearly in total) in St. Albert. The focus of check stops will be in response to hot spot analysis of traffic need as well as supporting community and provincial initiatives. The number of cannabis-related charges associated to vehicles will also be included and reported.

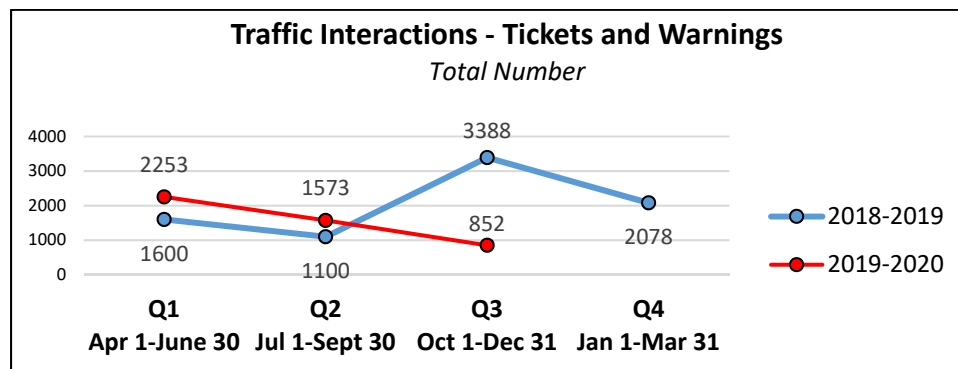
- **Traffic Interactions.** General Duty and Traffic Services members will measure the total number of traffic interactions (tickets and warnings) each month and report the number of violation tickets issued in regard to Distracted Driving, Speeding, and Careless Driving.
- **Education and Communication.** Traffic Services will provide weekly media messaging to the general public and ongoing collaboration and support to Provincial and Municipal partners. Traffic Services will also partner with schools, youth, and subject matter experts in order to design a strategy aimed at young drivers with a focus on drug/impaired driving, seatbelts (child/infant) and safe driving apps.

PERFORMANCE MEASURES AND ANALYSIS

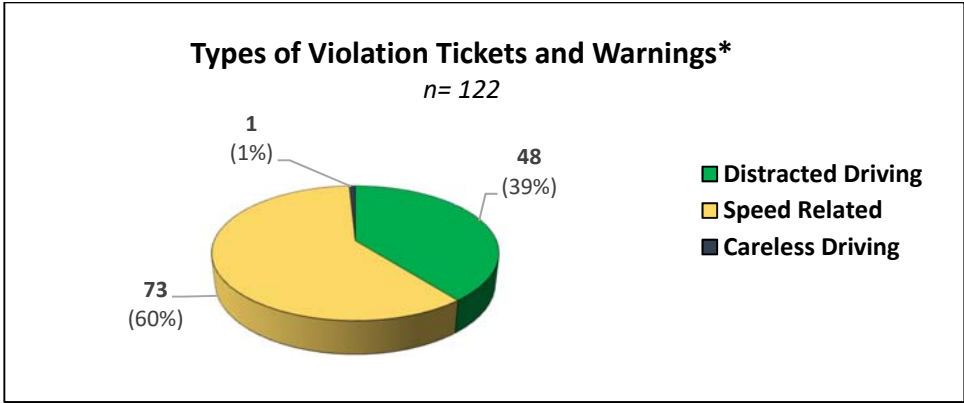
St. Albert Traffic Services, in partnership with Municipal Enforcement Services and General Duty members, completed 15 Check Stops in Q3: 2019. These efforts focused on impaired operation (drug and alcohol) as well as intersection safety. These check stops occurred in high visibility locations on arterial and residential roadways and were both roving and stationary.

During this quarter the traffic unit completed training and piloted an “e-ticketing” initiative, PAT (Police Assistance Tool). PAT, is a modern approach to ticket writing that enhances safety of the officers by decreasing their time roadside, handwriting tickets and creates an opportunity to maximize their time conducting enforcement.

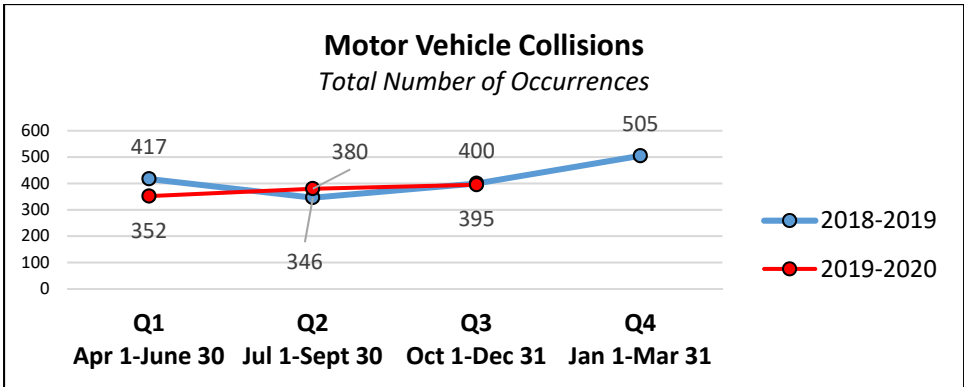
Overall, in Q3: 2019, approximately 852 traffic interactions (tickets/warnings) were recorded.



The RCMP continues to support City initiatives to reduce motor vehicle collisions. Through education and enforcement, the RCMP proactively targets the violations identified in the St. Albert Traffic Safety and Implementation Plan. These violations include careless driving, following too closely, distracted driving, and speeding. Of the 852 traffic tickets and warnings issued by officers in the third quarter, 122 of these interactions were violations that involved one of the four priorities identified by the plan (see pie chart below). Please note that, the pie chart does not include Follow to Close and Careless Driving tickets written by the traffic unit in the new e-ticketing system. In this system the tickets were classified as other moving violations. St. Albert RCMP is seeking guidance on how to obtain these statistics, for the next quarter.

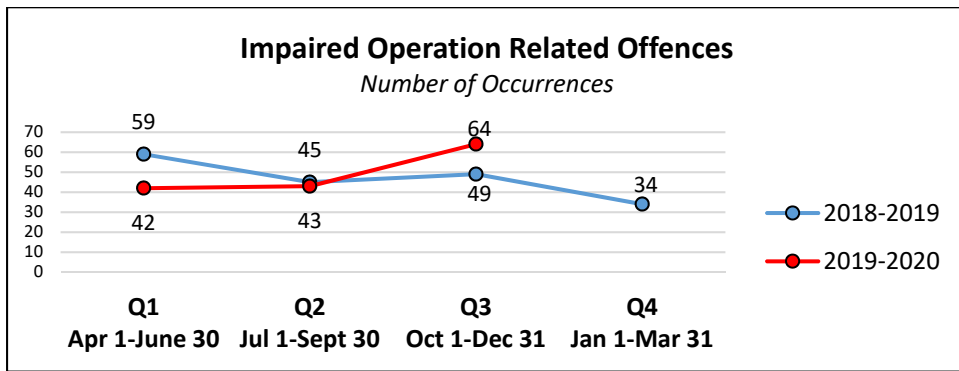


In the third quarter of 2019, the total number of reported traffic collisions increased 4% compared to Q2: 2019 and decreased 1.25% compared to Q3: 2018. Multiple variables influence collisions beyond the scope of education and enforcement (i.e., weather related events). As such, this trend will be monitored.

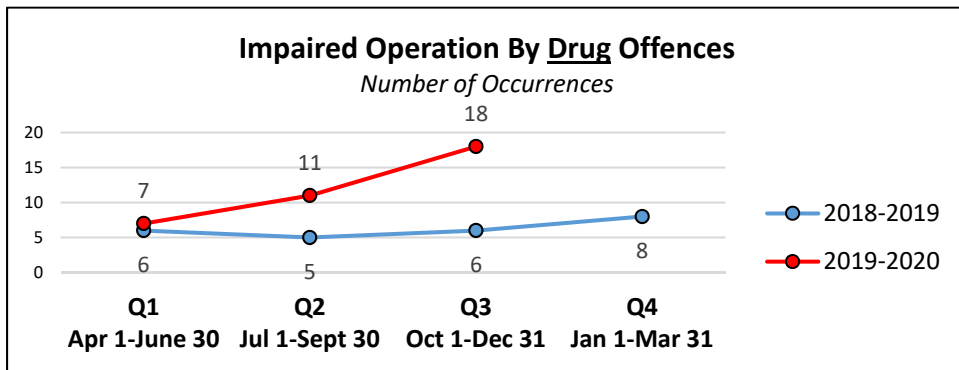


In December 2018, new changes to Canadian laws related to alcohol-impaired driving in the Criminal Code took effect. The alcohol-impaired driving reforms implemented mandatory alcohol screening (MAS) which authorizes law enforcement to demand a breath sample at the roadside from any driver that has been lawfully stopped. For the third quarter of 2019, the St. Albert RCMP conducted approximately 953 MAS demands and recorded 8 warnings, 7 fails, six 30-day suspensions/7-day vehicle seizures, and one 72-hour suspension. Compared to Q3: 2018, the third quarter of 2019 saw a 31% increase in impaired operation related offences. However, it was only at the very end of Q3: 2018 that MAS came into effect and, as such, there are no statistics to compare to Q3: 2019. However, since the law was changed, members have become more diligent with conducting MAS demands at any lawful roadside stop. As a result, the RCMP have been able to better detect impaired drivers during regular traffic stops. Additionally, internal mechanisms have been improved to accurately capture the number of MAS demands. Both of these factors have contributed to the increase in numbers within this category.

*In October 2019, the St. Albert RCMP switched to an electronic-ticketing system known as PAT (Police Access Tool).



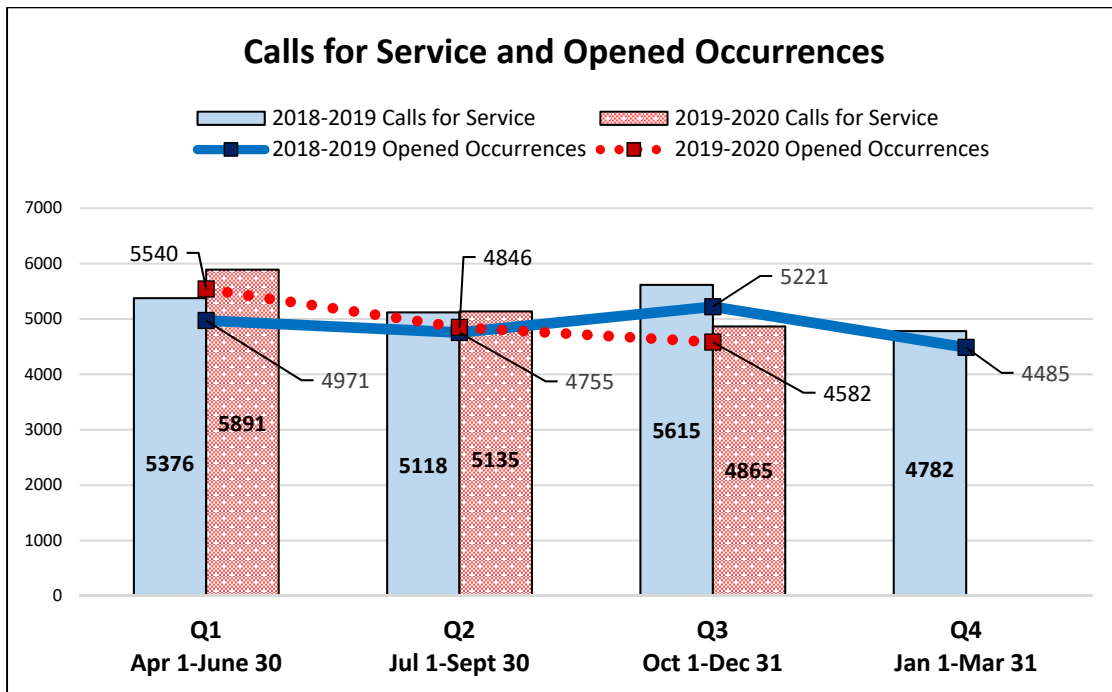
Furthermore, the number of reported impaired operations by *drug* offences tripled in the third quarter. In Q3: 2019, there were 18 impaired operation occurrences from drugs while Q3: 2018 only had 6 occurrences. However, 28% (or 5 of the 18 files) were deemed “unfounded” suggesting that through the member’s investigation, it was determined the offence reported did not occur. Nevertheless, this will be closely monitored and assessed in the final quarter of the 2019-2020 fiscal year.



GENERAL DETACHMENT UPDATES

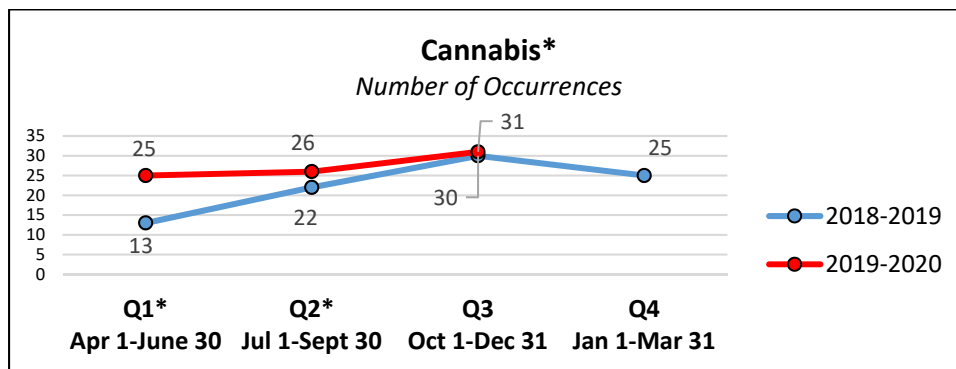
Calls for Service

The RCMP received 4,865 calls for service with 4,582 occurrences opened in the third quarter of 2019. Of these opened occurrences, 1,105 were criminal code offences. During the third quarter of 2018, the RCMP received 5,615 calls for service with 5,221 occurrences opened and 1,024 of these matters criminal code offences. Thus, Q3: 2019 saw a 13% decrease in total calls for service but an 8% increase in criminal code matters.



Emerging Trends

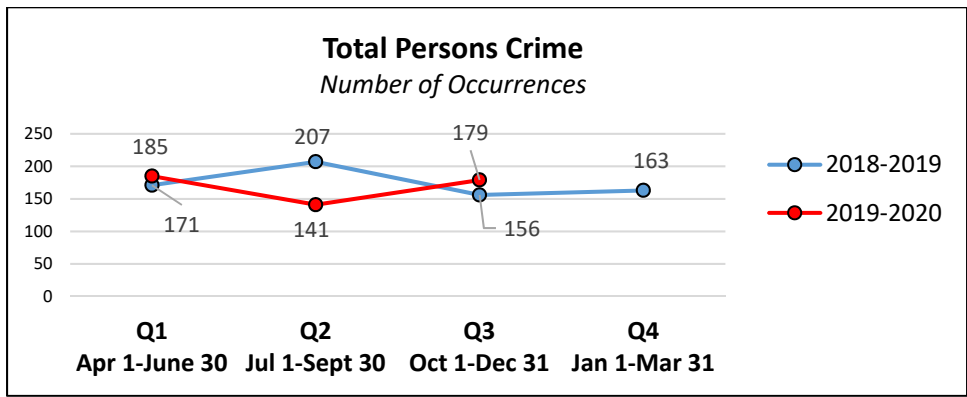
In Q3: 2019, the number of cannabis-related files increased very slightly (3%) with 31 reported occurrences compared to Q3: 2018 which had 30 reported occurrences. Of these 31 occurrences, five were related to Municipal Bylaws. With the legalization of cannabis edibles, extracts and topicals in Canada on October 17th, 2019, all cannabis-related files continue to be closely monitored and assessed as the fiscal year comes to an end.



**Due to legalization, cannabis-related offences were only included in the total number of drug occurrences for Q1 and Q2 (2018-2019)*

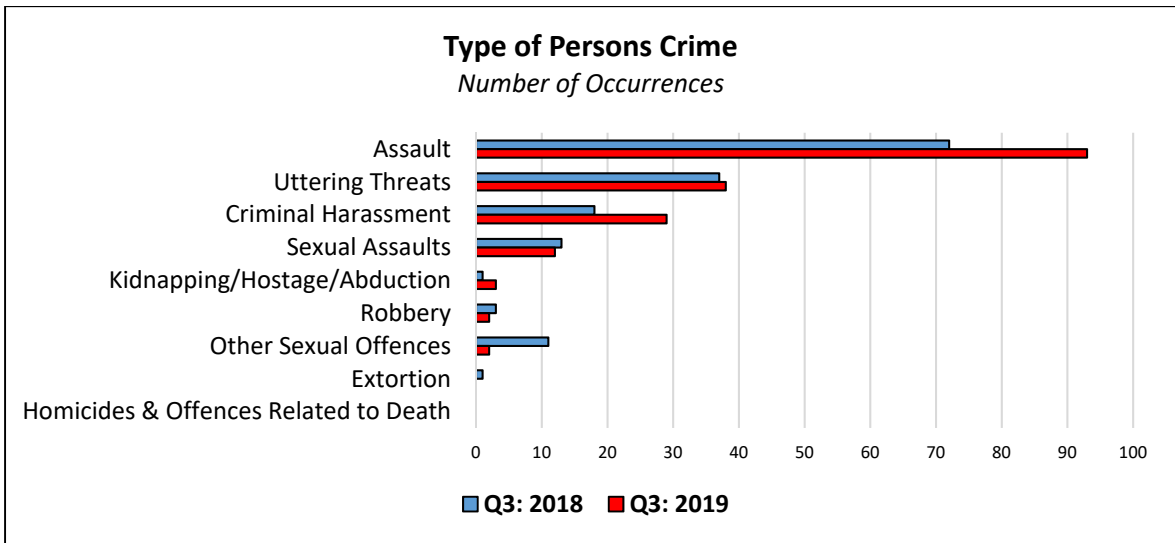
Crimes Against Persons

In the third quarter of 2019, St. Albert saw an increase of 15% in the total number of Persons Crimes compared to the third quarter in 2018 (179 occurrences and 156 occurrences respectively).

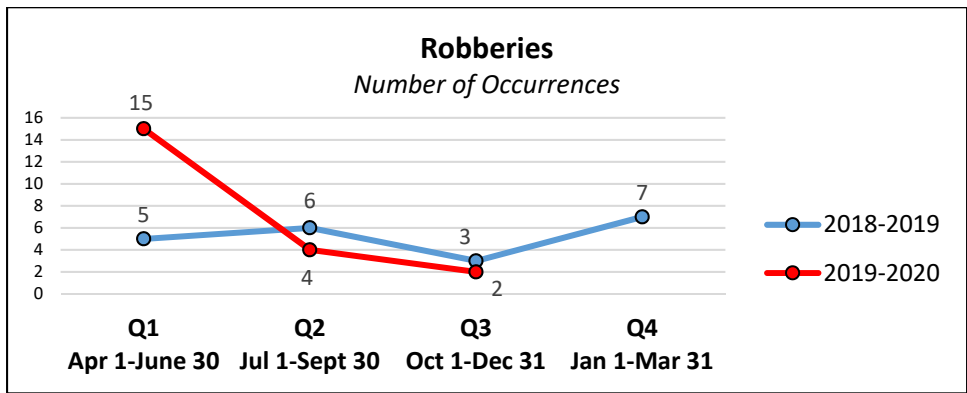


Of note, there was a significant increase in two categories – Criminal Harassment and Assaults. Compared to Q3: 2018, the third quarter of 2019 saw a 61% increase in the number of reports of criminal harassment and a 29% increase in the number of reported assaults.

In the second quarter report, it was noted that the number of domestic assault files had decreased compared to the second quarter of 2018. Although the third quarter of 2019 saw an increase in the total number of assaults, the number of domestic violence assaults decreased, continuing the trend seen in the second quarter of 2019. In Q3: 2019, there were 93 reports of assaults with 29 (or 31%) related to domestic violence. Yet, in Q3: 2018, there were 72 reports of assaults with 31 (or 43%) associated to domestic violence. Multiple variables, such as the designation of a detachment DV unit who work closely with multiple community partners, may impact these types of crimes that are beyond the control of the police. These offences will continue to be monitored.



In first quarter report, it was noted that robberies had significantly increased compared to the first quarter of 2018. Although this was a trend that began to appear in the fourth quarter of 2018 and continued into the first quarter of 2019, the second quarter of 2019 saw a significant decrease in robbery occurrences. This downward trend once again continued in the third quarter, with only two reported robbery occurrences.



Detachment Resources

Detachment resources fluctuated due to transfers, secondments, illness, and training. At the beginning of Q3 the detachment had 63 members actively serving the community and the end of Q3 showing 63 active members. Members have been identified to backfill vacancies, and are currently in the transfer process.

P.G. Robinson, Inspector,
Officer in Charge, St. Albert Detachment

APPENDIX A

The following chart illustrates St. Albert's third quarter crime statistics over a 6-year period.³

St Albert Municipal Detachment Crime Statistics (Actual) Q3: 2014 - 2019

All categories contain "Attempted" and/or "Completed"

January 7, 2020

CATEGORY	Trend	2014	2015	2016	2017	2018	2019	% Change 2014 - 2019	% Change 2018 - 2019	Avg File +/- per Year
Homicides & Offences Related to Death		0	0	0	2	0	0	N/A	N/A	0.1
Robbery		4	4	5	5	3	2	-50%	-33%	-0.4
Sexual Assaults		6	9	19	7	13	12	100%	-8%	0.9
Other Sexual Offences		1	2	7	6	11	2	100%	-82%	0.9
Assault		76	95	91	85	72	93	22%	29%	0.3
Kidnapping/Hostage/Abduction		1	0	2	1	1	3	200%	200%	0.3
Extortion		0	0	3	2	1	0	N/A	-100%	0.1
Criminal Harassment		9	25	24	21	18	29	222%	61%	2.2
Uttering Threats		20	35	24	35	37	38	90%	3%	3.1
TOTAL PERSONS		117	170	175	164	156	179	53%	15%	7.3
Break & Enter		26	81	74	61	71	55	112%	-23%	2.9
Theft of Motor Vehicle		34	32	57	51	31	35	3%	13%	-0.1
Theft Over \$5,000		3	7	6	4	8	9	200%	13%	0.9
Theft Under \$5,000		221	308	280	327	302	293	33%	-3%	11.1
Possn Stn Goods		11	8	24	29	19	20	82%	5%	2.4
Fraud		43	72	88	86	70	93	116%	33%	6.9
Arson		0	2	1	1	1	0	N/A	-100%	-0.1
Mischief To Property		197	184	107	151	184	228	16%	24%	5.7
TOTAL PROPERTY		535	694	637	710	686	733	37%	7%	29.7
Offensive Weapons		4	10	5	14	7	7	75%	0%	0.4
Disturbing the peace		68	55	24	43	47	67	-1%	43%	-0.3
Fail to Comply & Breaches		38	46	75	71	92	85	124%	-8%	10.5
OTHER CRIMINAL CODE		29	25	17	26	36	34	17%	-6%	1.9
TOTAL OTHER CRIMINAL CODE		139	136	121	154	182	193	39%	6%	12.6
TOTAL CRIMINAL CODE		791	1,000	933	1,028	1,024	1,105	40%	8%	49.6
Fatals		0	0	0	0	0	0	N/A	N/A	0.0
Injury MVC		24	25	58	64	58	74	208%	28%	10.1
Property Damage MVC (Reportable)		457	380	421	417	326	296	-35%	-9%	-27.7
Property Damage MVC (Non Reportable)		21	23	29	27	21	25	19%	19%	0.3
TOTAL MVC		502	428	508	508	405	395	-21%	-2%	-17.3

³ The statistics provided in this report are compiled by the "K" Division Corporate Client services. As investigations proceed or are concluded, the statistical scoring is amended to reflect the most accurate categorization at the time which can lead to minor differences in the stats throughout the year.

APPENDIX B

During the third quarter of the 2019-2020 fiscal year, the St. Albert RCMP participated in numerous community events to increase visibility and initiate opportunity to engage with our citizens and youth about crime reduction and public safety. The following is a list of these meetings and events.

1. Participated in the Remembrance Day Parade
2. Attended **four** School/Community Remembrance Day Services
3. Provided **ten** Elementary Halloween Safety talks to Muriel Martin & La Mission School
4. Delivered a Community Vaping Presentation at the St. Albert Library
5. Provided a Mental Health Presentation at the St. Albert Library
6. Facilitated **two** Crime Prevention Sessions at the St. Albert Library
7. Attended the Seniors Expo
8. Participated in the Global Youth Empowerment Event on National Bullying and Health Symposium at ESSMY School
9. CFMH Safety Social
10. Participated in the Food Bank Hamper night
11. Attended the Safety Social at Giroux Estates
12. Delivered a Drug Presentation to the Career and Life Management class at Paul Kane School
13. Attended the Honors Breakfast at Paul Kane School
14. Attended **three** Sparks/Brownies Safety Talks
15. Participated in the SAM Master Plan Session
16. Delivered a Bank Fraud Presentation
17. Attended Neighbourhood Watch meetings
18. Attended Victim Services meetings
19. Completed teaching DARE (including vaping and cannabis information) to 13 schools
20. Conducted internet and social media education sessions to all six Grade 7 classes at Richard Fowler School
21. Completed teaching Grade 8 Drug Awareness lessons to four schools