

# ST. ALBERT RCMP

## QUARTERLY REPORT

Q4 – 2018

January 1, 2019 to March 31, 2019



*Completed by: Insp. Pamela ROBINSON*

## Contents

INTRODUCTION .....	3
Purpose of Report .....	3
Detachment Overview.....	3
CORE Services .....	3
ANNUAL POLICING PLAN STRATEGIC PRIORITIES.....	4
Priority: Traffic Safety.....	4
Objective: Enhance Road Safety.....	4
Priority: Crime Reduction .....	6
Objective: Crime Reduction and Habitual Offender Management .....	6
Priority: Community Policing - Family/Youth/Partnerships/Visibility .....	10
Objective: Meaningful Community Engagement and Social Master Plan Contribution .....	10
Priority: Employee Wellness Strategy .....	12
Objective: Promotion of employee wellness and member well-being. ....	12
General Detachment Updates:.....	12
Calls for Service .....	12
Crimes Against Persons .....	12
Cannabis Legislation .....	13
Detachment Resources .....	13
APPENDIX A .....	14

# INTRODUCTION

## Purpose of Report

The RCMP Quarterly Policing Report has been prepared to provide the St. Albert Police Committee, City Council and the Community with an update on the status of policing in the City of St. Albert. This report is also an opportunity for the St. Albert RCMP to inform the Community about the efforts made to proactively support policing strategic priorities and community safety matters.

## Detachment Overview

The Policing Services Department has a mandate to: preserve the peace, protect life and property, prevent crime and offences, and apprehend criminals, offenders and others who may be lawfully taken into custody. This is done through a contract with Public Safety Canada (RCMP Municipal Policing Agreement) as well as other services provided by Municipal Employees including Municipal (Bylaw) Enforcement and the operation of the Primary 911 call answer and policing dispatch centre.

## CORE Services

Policing Services provides the following services to residents and/or internal stakeholders including, City Departments and Council:

- Prevention and Education Services – This is a proactive approach to reduce crime and increase community awareness.
- Protective Services – This service is generally described as one designed to reduce victimization through proactive approaches such as park patrols and reactive approaches such as 911 responses.
- Intelligence Services – Gathering, compiling and disseminating information about crimes, offences, trends and social issues.
- Investigation Services – The gathering of information to determine the facts surrounding a particular crime or offence.
- Enforcement Services – A proactive approach to address violations and criminal acts.
- Other Police Services – Services that cannot be rendered by another department or are best to be provided through policing such as police information/criminal record checks and fingerprint services.
- Support Services – Numerous services that are essential to the department's daily operations such as 911/Dispatch, police records management, and property and exhibit control.

# ANNUAL POLICING PLAN STRATEGIC PRIORITIES

In consultation with the St. Albert Police Committee, various community stakeholders, partners and the public at large, the Officer in Charge (OIC) develops an Annual Policing Plan (APP). This plan, which runs from April 2018 to March 2019, establishes a number of strategic priorities that are important to the public and consistent with policing priorities established by the Province of Alberta, the RCMP, and the Government of Canada. The policing priorities for this year’s APP cycle are as follows:

1. Traffic Safety
2. Crime Reduction
3. Community Policing
4. Employee Wellness

Several initiatives and measures have been developed to support these four priorities. This report provides an update on the fourth quarter progress for 2018.

## Priority: Traffic Safety

*Objective: Enhance Road Safety*

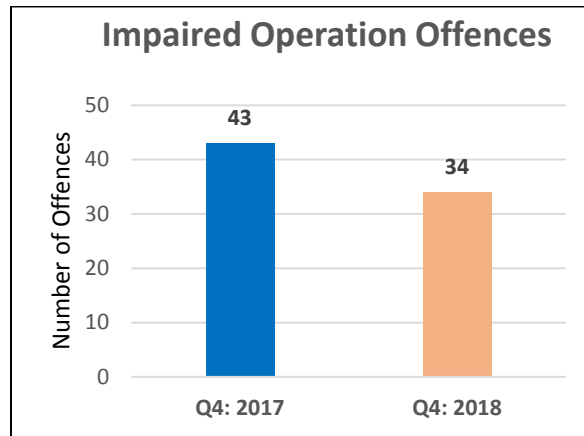
	Initiative	Measure	Status
1.	5% Increase in Impaired Driving Detection	Impaired Check Stop Initiative	Monitoring – carried Forward 2019/2020 APP
2.	5% Decrease in total number of collisions	Weekly media messaging to the public and ongoing collaboration with Traffic Safety initiative focused on strategic analysis, call volume and collision locations. It will include 600 traffic interactions (tickets/warnings) each month.	Monitoring – carried forward 2019/2020 APP
3.	50% Increase in distracted driving/Intersection Related Offences	Distracted driving/intersection focused enforcement initiative. 18 distracted driving/intersection related check stops to be completed. Enforcement strategies will include hot spot locations. Weekly media messaging to the public and education/awareness of traffic priorities.	Met

Traffic safety remains a priority for the St. Albert RCMP. The St. Albert Traffic Services unit continues to be involved in the St. Albert Traffic Safety Committee as well as the Capital Region Intersection Safety Partnership (C.R.I.S.P.). By attending monthly meetings, the Traffic Services unit

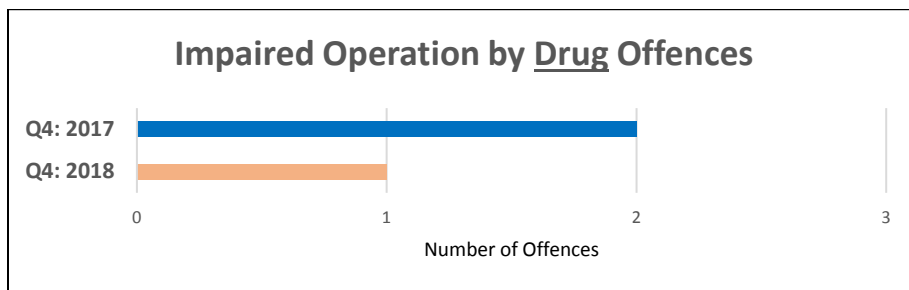
offers a police perspective and actively participates in the joint organizational endeavor. As a result, the Traffic Services unit has been able to identify problem areas for speed, intersection and pedestrian safety concerns. The Traffic Services unit has implemented weekly check stop operations focused on traffic safety within St. Albert.

This quarter St. Albert Traffic Services, in partnership with MES and General Duty members, completed 49 Special Operations/Check Stops focusing on Impaired Operation (Drug and Alcohol) as well as Intersection Safety and Distracted Driving.

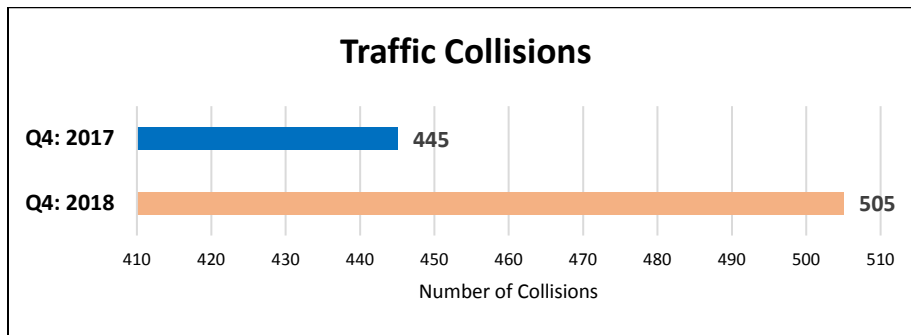
Compared to Q4: 2017, impaired operation offences decreased by 21% in Q4: 2018.



Furthermore, there was a decrease in impaired operation by drug offences. There was only one reported offence in Q4: 2018, compared to two reported offences in Q4: 2017. New legislation, public education, increased member training and Mandatory Alcohol Screening have all been implemented to promote responsible driving habits.



Approximately 2078 traffic interactions (tickets/warnings) were recorded this quarter, a 23% increase compared to the fourth quarter in 2017. 481 of these tickets/warnings were issued for distracted driving or intersection related offences. However, despite the increase in enforcement effort, traffic collisions increased 13%, with 445 reported in Q4: 2017 and 505 reported in Q4: 2018.



Looking forward in the 2019/2020 Traffic Safety will continue to be a proactive priority for policing in St. Albert. Traffic Safety is multi factorial, influenced by engineering, education, enforcement, encouragement and evaluation. St. Albert RCMP will continue to support the St. Albert Traffic Safety working groups and its transportation implementation plan through collaborative efforts to increase police visibility and enhance roadway safety.


### Priority: Crime Reduction

*Objective: Crime Reduction and Habitual Offender Management*

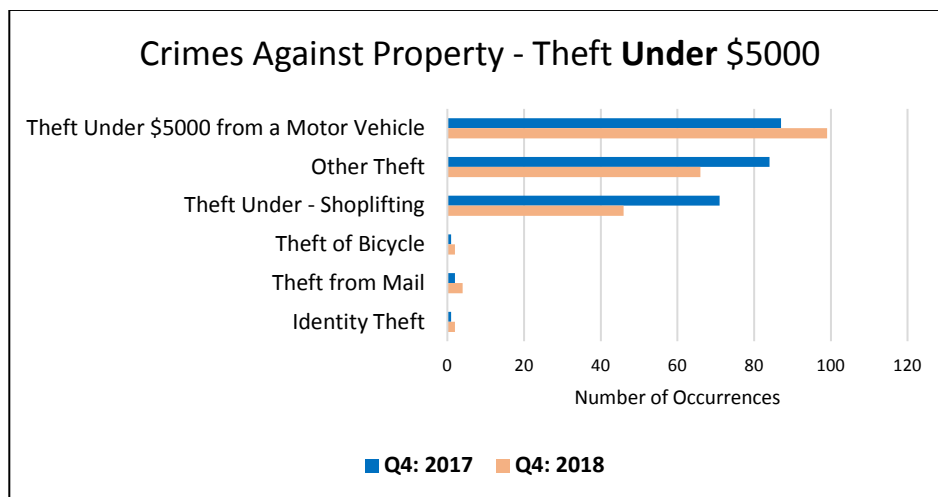
	Initiative	Measure	Status
1.	10% reduction in property crimes	2018/19 PROS statistics to be compared to 2017/18 statistics for property crimes. CRU will track through local process. Hot Spot enforcement. Educational messaging.	Met
2.	10% increase in drug trafficking/possession charges	Source recruitment, intelligence led projects to disrupt drug traffickers will be a priority. Source training for membership and drug related charges to be tracked	Met
3.	10% decrease in Breach of Probation - Offender Checks	CRU and GD to work collaboratively with CROWN and Probation for offender management and victim support.	Met
4.	100% Increase in the Habitual Offender Management Program	Candidates for the program will be selected based on the prescribed requirements and tracked through a member of the Crime Reduction Unit. The CRU member and offender will work collaboratively to manage offender behaviour.	Not met

## Property Crimes

Overall, in Q4: 2018, there was a 22% reduction in the total number of property crimes when compared to Q4: 2017. In Q4: 2018, there were a total of 499 offences reported, while Q4: 2017 reported 638 property offences. Of these offences, Theft Under \$5000 and Mischief were the two most reported crimes.

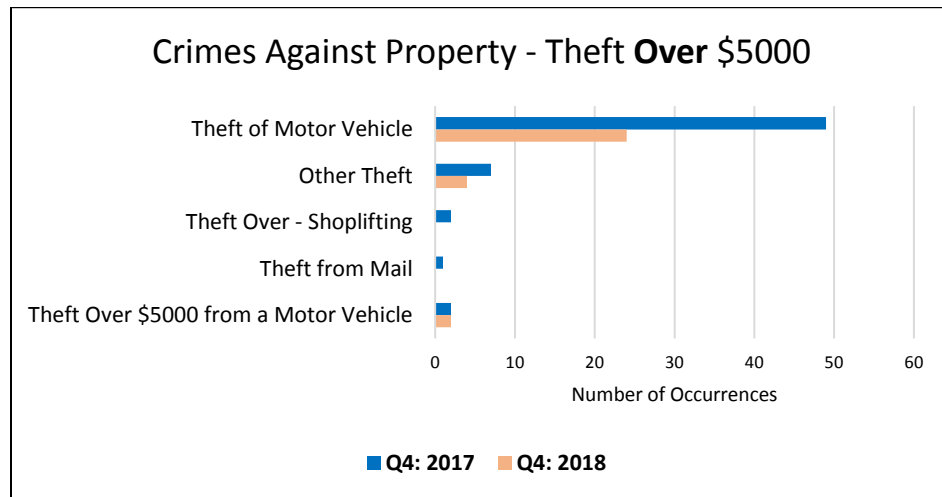


Looking closer at property crimes, we see that there are a couple of notable categories when comparing Q4: 2018 and Q4: 2017. For instance, there was a 14% increase in the number of reported Thefts from a Motor Vehicle in Q4: 2018. However, there was a 35% decrease in Theft Under \$5000 – Shoplifting offences and a 21% decrease in Other Thefts.



Furthermore, there was a noteworthy decrease of 51% in the number of reported motor vehicle thefts in Q4: 2018 compared to Q4: 2017. This is likely the result of the apprehension of a group of prolific offenders who were involved in numerous auto thefts in Q4: 2017. Because of the combined efforts of multiple RCMP detachments and the Edmonton Police Service, some of these

offenders remain incarcerated, are on probation and checked regularly through our offender management efforts.



The St. Albert RCMP continues the daily updating of the live crime map. This tool helps inform the citizens of St. Albert on various changes in their community and educates them on the property crime activities that arise in their neighbourhoods.

In Q3: 2018, it was noted that there appeared to be an increase in transient criminals who were operating in a random fashion. This trend remains for Q4: 2018 as cross-jurisdictional crime seems to persist. Therefore, intelligence sharing and collaborative efforts between the St. Albert RCMP, our neighbouring detachments and police agencies remains essential in tracking emerging trends and identifying areas of concentrated crime. At the end of Q3: 2018, the Intelligence Sharing Action Program – West (ISAP West) was formed. This group consists of analysts and officers from EPS Divisions and RCMP detachments. Members from the St. Albert Crime Reduction Unit, General Investigation Unit, and the Crime Analyst attend these monthly meetings and share any issues or crime trends within the community that may impact other jurisdictions. By identifying and sharing hot spot locations, crimes, and persons of interest, our membership is more informed and able to focus their efforts.

In Q4: 2018, there was a 17% decrease in Breach of Court Orders and Fail to Comply with Court Order charges compared to Q4: 2017. General Duty and the Crime Reduction Unit completed 103 offender checks in Q4: 2018. Overall, a total of 429 checks were completed, surpassing the initial goal of 402 checks.

Looking forward our 2019/2020 APP efforts focus on building relationships and connecting with the community to promote accountable actions in our neighbourhoods that prevent crime. We will promote a “9:00 pm routine, accountable practices in the maintenance of a 9:00 pm routine that promotes education regarding nightly routine to ensure the safety and security of person and property,” Crime Prevention Through Environmental Design (CPTED), prolific offender management

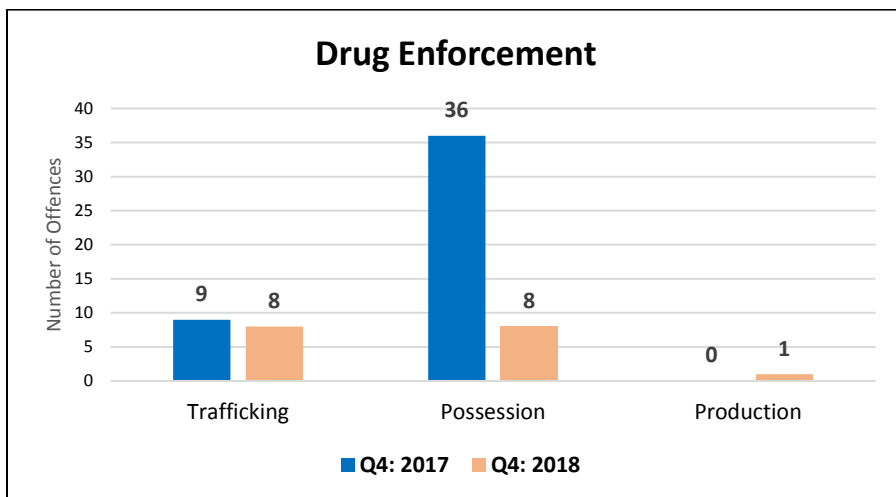
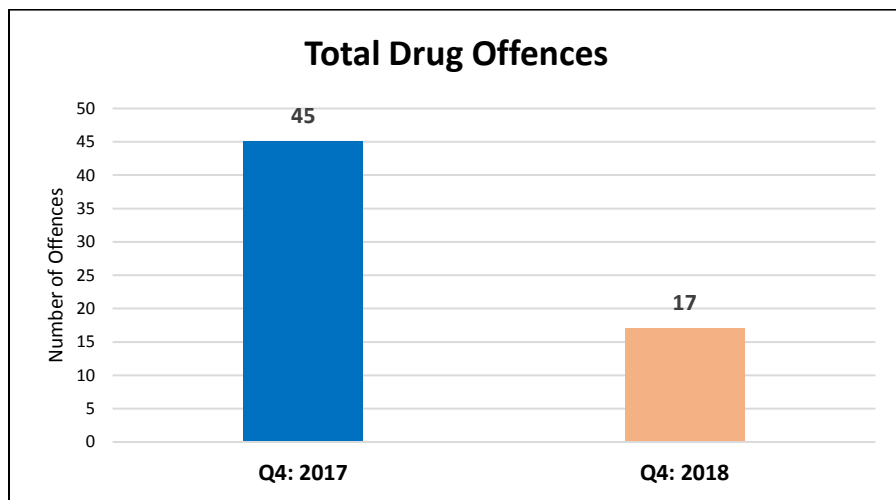


and the enforcement of drug crimes. It is through these collaborative efforts with our citizens we intend on reducing theft, theft from vehicles and break and enters.

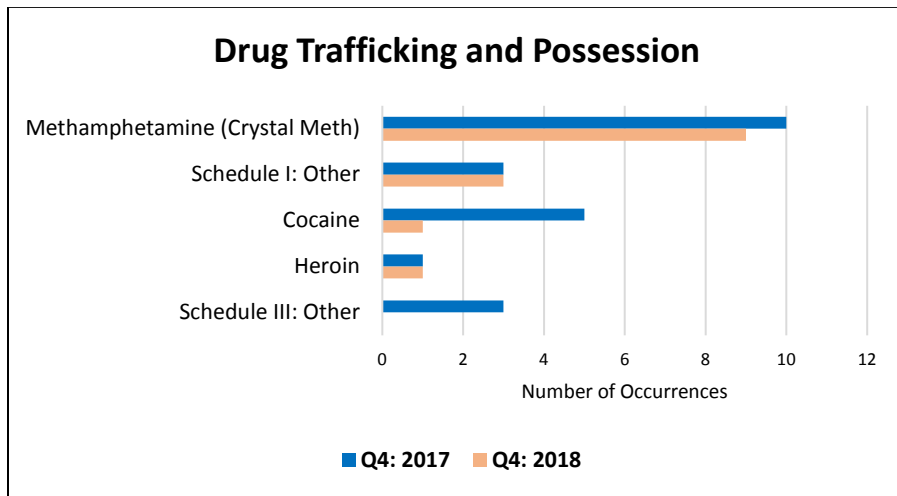
### Drug Offences

The St. Albert Drug unit laid 29 Controlled Drugs and Substances Act (CDSA) charges in Q4: 2018, a 21% increase compared to Q4: 2017. Overall, the Drug unit surpassed their 2018-19 fiscal year goal, laying a total of 117 CDSA/Cannabis Act charges – just over 13% above their fiscal goal.

In Q4: 2018, total drug offences decreased by 62% compared to Q4: 2017. However, it should be noted that in Q4: 2017, cannabis was not legalized and was included in the total drug offence statistics. Secondly, drug investigations are often due to proactive efforts that are intelligence led thus the conclusion of the file is un-predictable and based on meeting the elements of the offence being investigated. Thus, the outcome can not be measured solely on statics and complexity of the investigation should be considered.



In Q4: 2018, there were only 9 trafficking/possession offences related to methamphetamine (Crystal Meth). However, with only a total of 17 drug offences in Q4: 2018, Crystal Meth was the drug of choice in 53% of the drug files.



Drug trafficking will continue to be a priority in 2019/2020 APP. In the past year we have worked collaboratively with our partners, Alberta Law Enforcement Response Team (ALERT), other RCMP jurisdictions, Edmonton Police Service, RCMP Clandestine Lab Enforcement and Response (CLEAR) Team on 18 occasions to disrupt and dismantle organized crime in our city. We will continue to create partnerships to share intelligence and focus our efforts on the suppliers and distributors of drugs in our city.

Priority: Community Policing - Family/Youth/Partnerships/Visibility

**Objective: Meaningful Community Engagement and Social Master Plan Contribution**

	Initiative	Measure	Status
1.	Mental Wellness and Homelessness	Working collaboratively in an interagency setting to identify community needs and develop and mental wellness and homelessness strategy.	Met
2.	Violent Threat Risk Assessment Program	Adoption of a collaborative Memorandum of Understanding for intelligence sharing and contribution in ongoing assessments.	Met – Carried Forward 2019/2020
3.	Bike/Cart Patrol Program	Crime reduction initiative - High visibility community based patrols and attendance at block parties and high pedestrian traffic locations. Efforts include the number of tickets issued and # of community events attended.	Met

4.	School patrol and youth engagement/support Program	CPVS and GD will continue supplemental school visits. Member presence tracked includes traffic enforcement, school walk through, assembly participation and education prevention/awareness. CP will present DARE in elementary schools and during drug awareness week.	Met – Carried Forward 2019/2020
5.	Continuous support of our Indigenous Residents	Member participation in cultural events and blanket ceremony training initiative.	Met – Ongoing

In the fourth quarter, the St. Albert RCMP assisted in the planning of the Bell Mobility “Let’s Talk” day on January 31<sup>st</sup>. Mental wellness information was disseminated throughout the detachment as well as to St. Albert residents at Village Landing. Community Policing/Victim Services (CPVS) members also attended the St. Albert SAFE talk evening training which taught participants how to have open, and safe, conversations about suicide. Members also continue to attend the Homelessness Coalition meetings

The number of reported mental health occurrences has remained relatively unchanged when comparing Q4: 2018 and Q4: 2017. There were 105 reported mental health occurrences in Q4: 2018 and 104 reported in Q4: 2017.

After multiple revisions, the Violent Threat Risk Assessment (VTRA) protocol was approved by the writing committee. It has now been sent to each agency for legal review in preparation for signing. One Level 1 VTRA (information gathering and sharing) case was completed this quarter.

During the winter months, there are no Bike/Cart shifts. However, member visibility was still high in the St. Albert schools and within the City. General Duty Watches completed 76 visits to St. Albert schools, which included traffic safety, in-school visits, and night patrols to prevent crime and mischief. In Q4: 2018, CPVS officers also recorded 99 visits to St. Albert schools, which included criminal code investigations, VTRA, in-school classroom instruction, traffic safety patrols, classroom liaising with students & teachers, administration interactions/dealings, and hallway/school patrols.

In March, to support reconciliation, 18 employees of the St. Albert RCMP attended a Blanket Exercise held at the detachment. The Blanket Exercise explained the history of the Indigenous people through an interactive exercise that was followed by discussion.

The St. Albert RCMP continues to sit on the City of St. Albert Reconciliation Committee in order to plan further cultural activities in the coming year. Additionally, CPVS officers are active members of the Welcoming & Inclusion Inter-Agency Committee which hosts training on diverse cultures. In the fourth quarter, a presenter from the Metis community spoke about the rich Metis heritage in St. Albert.

In 2019/2020 the St. Albert RCMP will continue to work in partnership with the St. Albert Policing Committee, social agencies, schools, and community to reduce crime and increase trust and confidence in policing.

## Priority: Employee Wellness Strategy

*Objective: Promotion of employee wellness and member well-being.*

	Initiative	Measure	Status
1.	Employee wellness strategy	Employee wellness strategy - annual/wellness leave, developmental opportunities and training.	Met – Onoing

This past quarter, developmental opportunities for members were identified including permitting a Junior NCO a longer term Acting role in order to acquire more experience. Several other senior constables expressed interest in promotions and are being supported with additional duties assigned to increase their competitiveness in the process. Also during this quarter, 11 members were identified for informal recognition related to various efforts in 2018. One member was recently recommended for formal recognition to District.

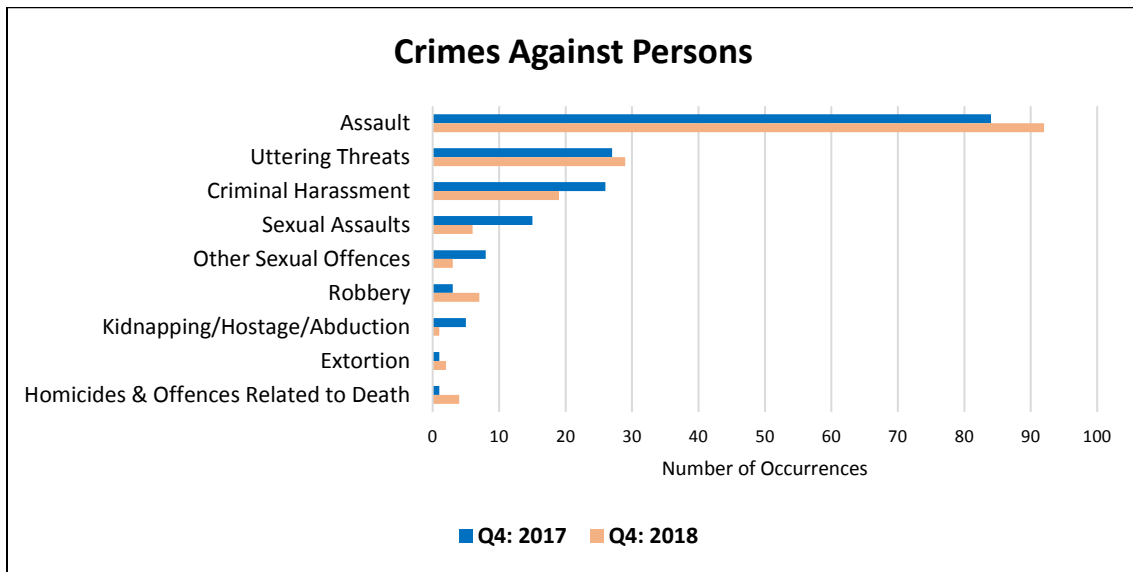
## General Detachment Updates:

### Calls for Service

The RCMP received 4782 calls for service with 4485 occurrences opened in Q4 of 2018. Of these opened occurrences, 835 were criminal code offences. During the same period last year, the RCMP received 4966 calls for service with 4686 occurrences opened. Of those opened occurrences, 1,003 were criminal code offences. Thus, in Q4: 2018, there was a 4% decrease in total calls for service and 17% decrease in criminal code matters.

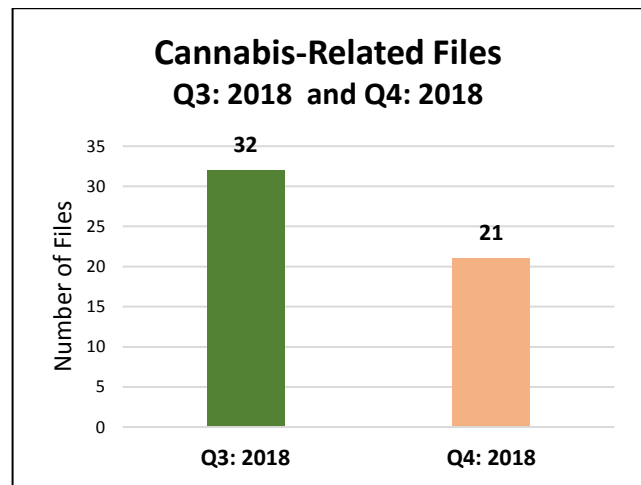
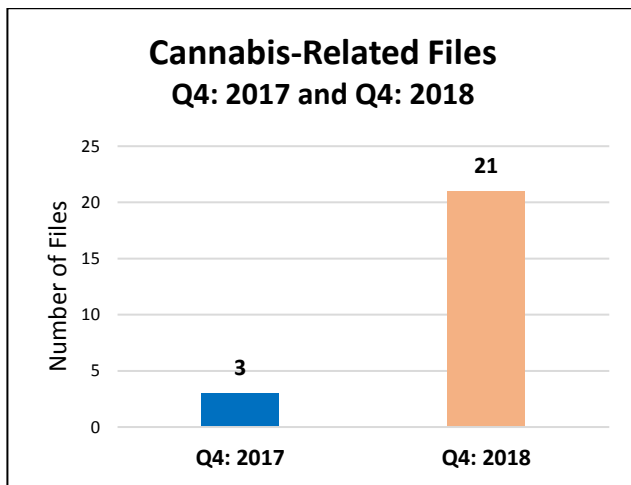
### Crimes Against Persons

In the fourth quarter of 2018, St. Albert saw a 20% decrease in the totality of criminal code offences compared to the fourth quarter of 2017 (835 reported offences and 1,003 reported offences respectively). This trend also occurred within the Crimes Against Persons category. Specifically, Sexual Assaults (including other sexual offences) decreased by 61%, as well as the number of reported Kidnapping/Hostage/Abduction files (by 80%). Yet, other categories within the Crimes Against Person increased. Specifically, the number of Assaults increased in Q4: 2018 by 10%, with 84 reported and 92 reported in Q4: 2017. Furthermore, the number of Robberies more than doubled, with seven reported in Q4: 2018 but only three reported in Q4: 2017.



## Cannabis Legislation

There was a significant increase in the number of cannabis-related files that both General Duty members and Traffic Services handled when comparing Q4: 2018 and Q4: 2017. However, Q4: 2018 saw a decrease of 34% compared to Q3: 2018. Nevertheless, this will be continually monitored and assessed in the new fiscal year.



## Detachment Resources

Detachment resources fluctuated due to transfers, secondments, illness, and training. At the beginning of Q3 the detachment had 57 members actively serving the community and the end of Q3 showing 55 active members. Officers have been identified to backfill vacancies and are in various stages of transfer at this time.

P.G. Robinson, Inspector,  
Officer in Charge, St. Albert Detachment

# APPENDIX A

The following chart illustrates St. Albert’s fourth quarter crime statistics over a 6 year period.<sup>1</sup>

## St Albert Municipal Detachment Crime Statistics (Actual) Q4: 2014 - 2019

All categories contain "Attempted" and/or "Completed"

April-03-19

CATEGORY	Trend	2014	2015	2016	2017	2018	2019
Homicides & Offences Related to Death		0	0	0	0	1	4
Robbery		2	1	0	3	3	7
Sexual Assaults		9	6	6	9	15	6
Other Sexual Offences		4	2	2	6	8	3
Assault		60	64	82	68	84	92
Kidnapping/Hostage/Abduction		3	0	1	0	5	1
Extortion		0	0	0	0	1	2
Criminal Harassment		8	8	8	28	26	19
Uttering Threats		21	17	30	21	27	29
<b>TOTAL PERSONS</b>		<b>107</b>	<b>98</b>	<b>129</b>	<b>135</b>	<b>170</b>	<b>163</b>
Break & Enter		16	39	47	32	57	35
Theft of Motor Vehicle		17	25	26	22	49	24
Theft Over \$5,000		4	5	6	7	12	6
Theft Under \$5,000		126	186	292	212	245	218
Possn Stn Goods		8	19	13	15	35	17
Fraud		44	48	41	77	82	56
Arson		0	0	1	2	0	2
Mischief To Property		129	187	196	110	158	141
<b>TOTAL PROPERTY</b>		<b>344</b>	<b>509</b>	<b>622</b>	<b>477</b>	<b>638</b>	<b>499</b>
Offensive Weapons		5	5	5	12	9	8
Disturbing the peace		71	43	35	35	45	47
Fail to Comply & Breaches		50	59	65	90	107	90
<b>OTHER CRIMINAL CODE</b>		<b>17</b>	<b>26</b>	<b>23</b>	<b>28</b>	<b>34</b>	<b>28</b>
<b>TOTAL OTHER CRIMINAL CODE</b>		<b>143</b>	<b>133</b>	<b>128</b>	<b>165</b>	<b>195</b>	<b>173</b>
<b>TOTAL CRIMINAL CODE</b>		<b>594</b>	<b>740</b>	<b>879</b>	<b>777</b>	<b>1,003</b>	<b>835</b>
Fatals		1	0	0	0	0	0
Injury MVC		22	20	46	53	62	67
Property Damage MVC (Reportable)		403	425	359	389	367	412
Property Damage MVC (Non Reportable)		27	19	27	20	16	26
<b>TOTAL MVC</b>		<b>453</b>	<b>464</b>	<b>432</b>	<b>462</b>	<b>445</b>	<b>505</b>

<sup>1</sup> The statistics provided in this report are compiled by the "K" Division Corporate Client services. As investigations proceed or are concluded, the statistical scoring is amended to reflect the most accurate categorization at the time which can lead to minor differences in the stats throughout the year.